

interchange

Linking cycling with public transport



Susan Warren

Development Officer, Transform Scotland

The Interchange Project

*How easy is it to combine cycling with rail,
bus, and ferry travel?*



Audit Process

- ◉ Approach & Exterior
- ◉ Entrance
- ◉ Route to and from Parking, Platform, or Embarkation Point
- ◉ Cycle Parking
- ◉ Exit



Audit Process

- ◉ Approach & Exterior
- ◉ Entrance
- ◉ Route to and from Parking, Platform, or Embarkation Point
- ◉ Cycle Parking
- ◉ Exit

- Signage
- Suitable Routes
- Quality of Parking
- Quality of Station Facilities
- Local Facilities & Information



the audit process

What is an Interchange Audit?

The Interchange Audit provides a method for evaluating how easy it is to shift between cycling and other modes of sustainable transport. It is not uncommon to find some cycle parking and occasionally other measures aimed at supporting cyclists using trains, buses and ferries. However, until now there has been little work done to systematically assess the experience of a cyclist from finding the station or ferry terminal, to entering it, and then either parking or boarding a vehicle with a bicycle. This Toolkit provides individuals, community groups and transport operators with an easy and clear means to identify how their local station or ferry terminal can be improved for cyclists. Transform Scotland has carried out several audits using the Interchange Toolkit, and reports of these audits along with all the data recorded during the audit can be found on our website at www.transformscotland.org.uk/interchange



1. Groundwork

There are some essential tasks to complete prior to the audit, which will put you in good standing on the day.

- **Contact the the Station/Terminal Manager**

This is important for a number of reasons. First, you do need permission to be on the premises unless you are travelling or using the facilities inside a station or terminal. But more importantly, this is an opportunity for you to set up a means of communication with someone who can help to implement change. So make a point of introducing yourself and explain what you would like to do and why. Then ask if it would be possible to find a mutually acceptable date for the audit to take place and invite the manager to join you for part or all of the audit process.

2. What you need on the day

- **Appropriate clothing:**



Weather can be variable and it is very common to move between the indoors and outdoors in stations and terminals, so be prepared.

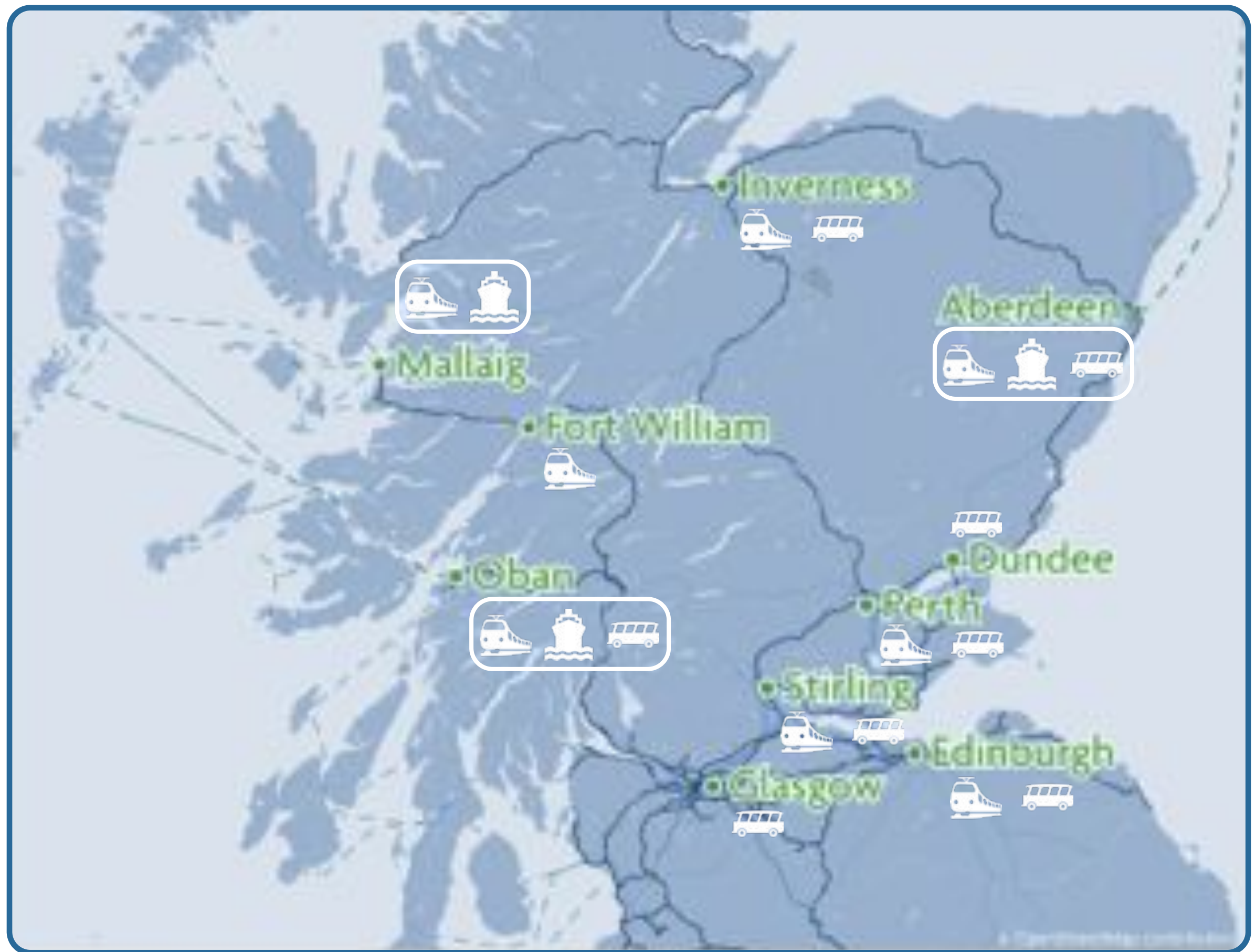
- **Clipboards:**

As well as keeping your data sheets and maps together, clipboards make it easy to record information as you move around the station/ferry terminal.

- **Recording worksheets or blank paper:**

The last page of this Toolkit includes a recording worksheet where you can record your observations and refer to pictures you might take or locations on a map. You can also create your own worksheet or use a stack of blank paper.





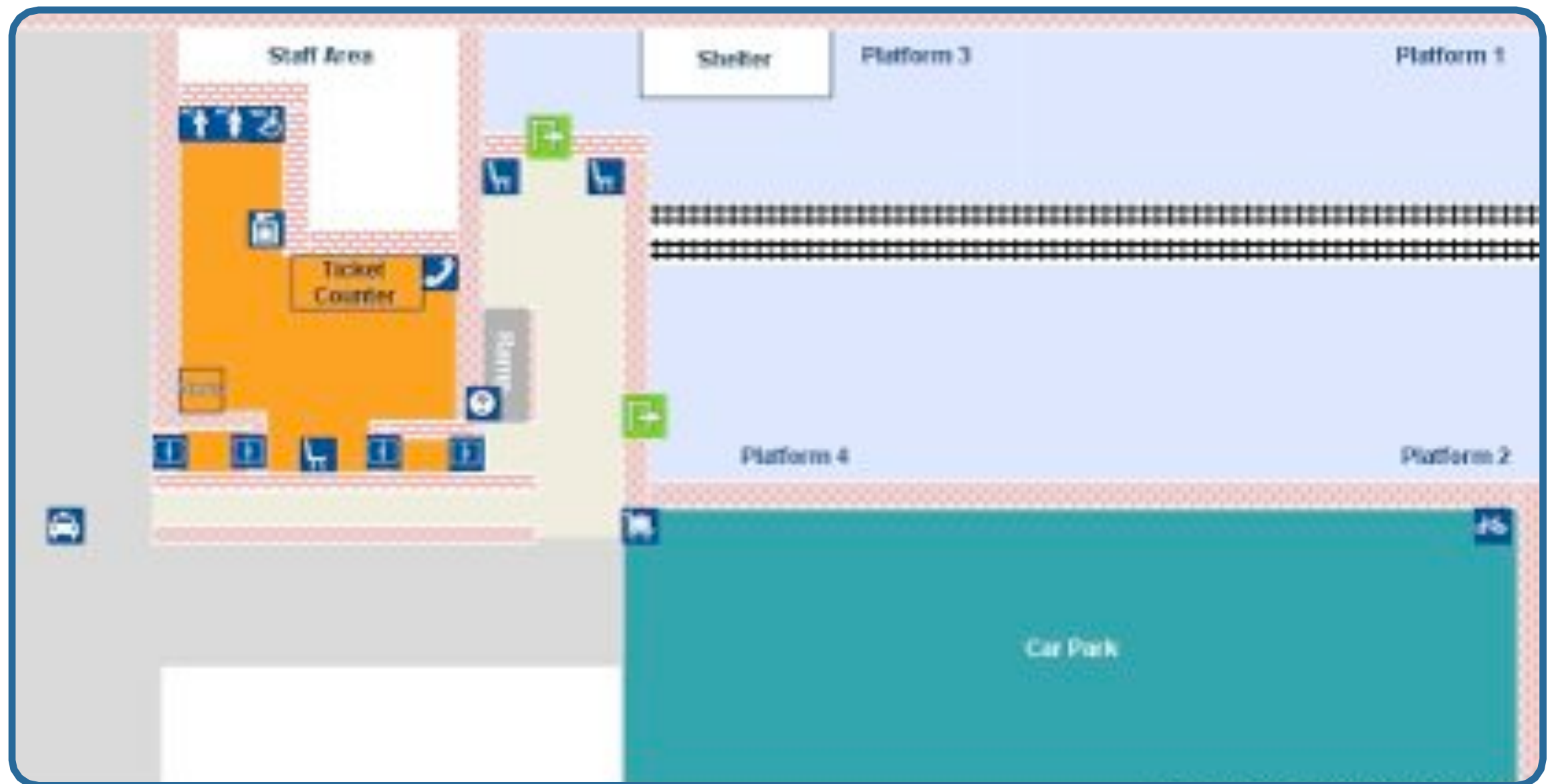
Example:

Oban

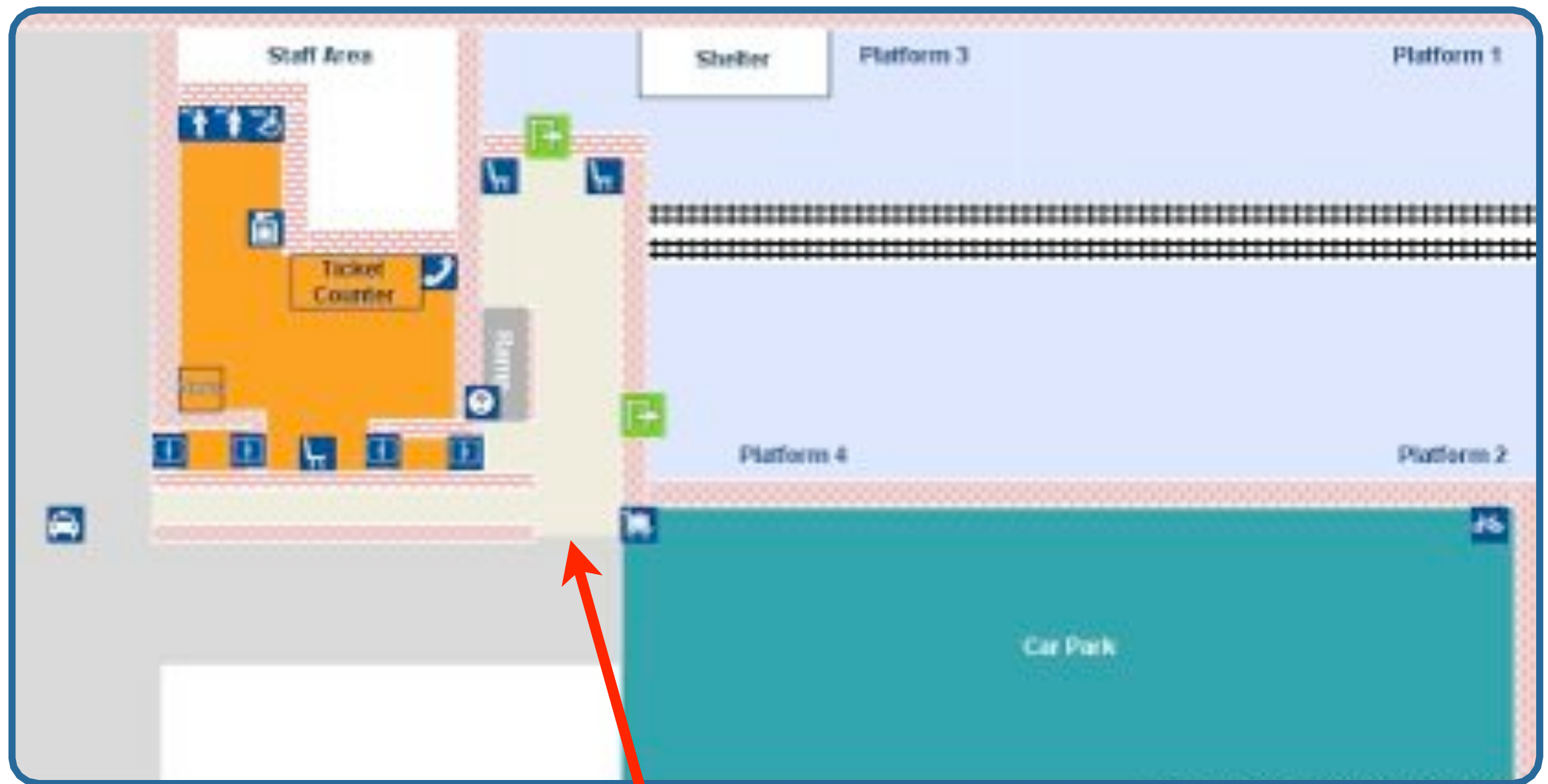
Rail



Oban Station Map



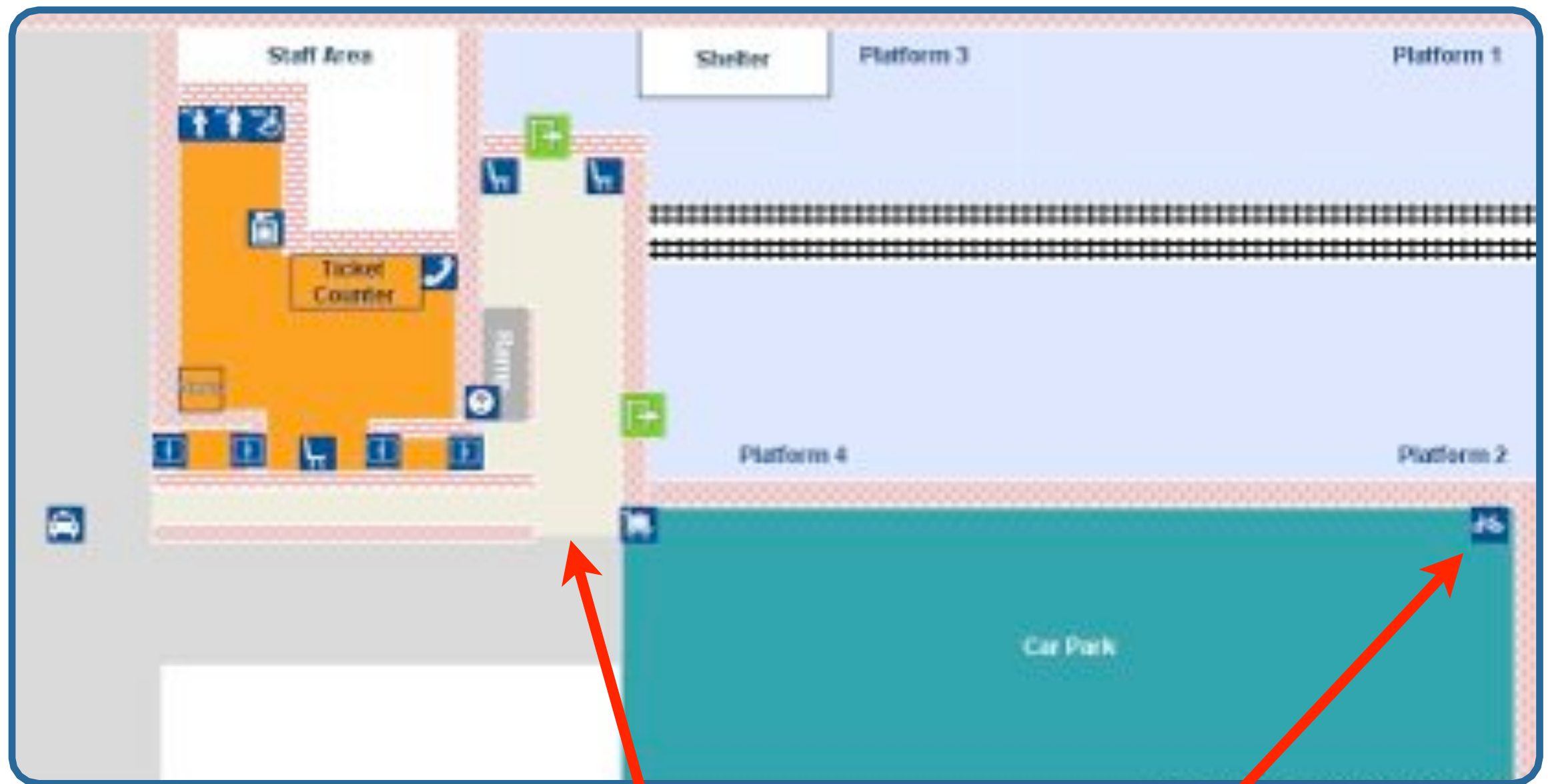
Oban Station Map



entrance



Oban Station Map

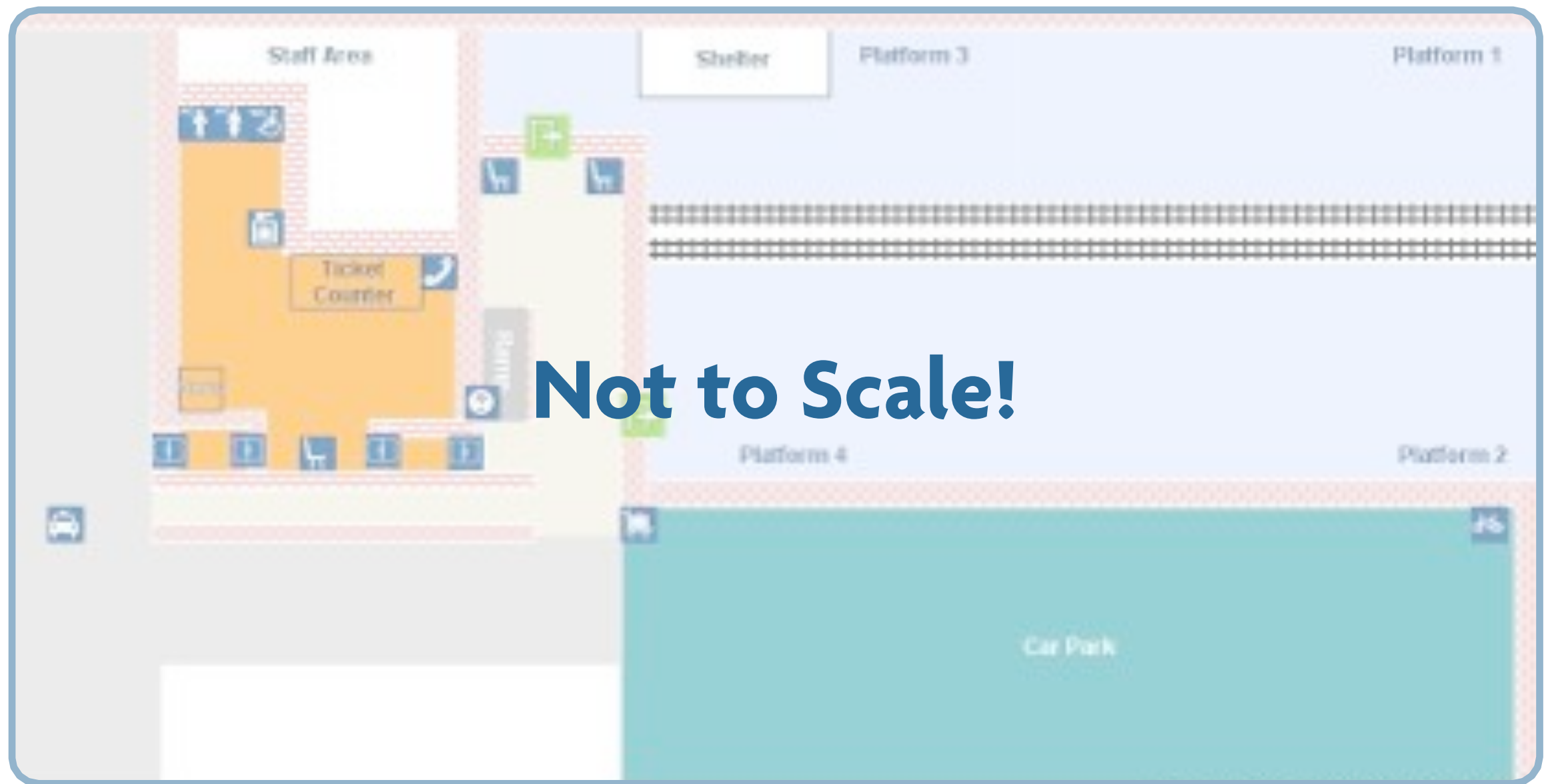



entrance

cycle parking



Oban Station Map












Example:

Aberdeen

Railway

Station









Monday, 15 June 15



Key Themes & Recommendations



Consistency



Consistency

- Problem: *lack of overall consistency*



Consistency

- Problem: *lack of overall consistency*
- Recommendation: *‘Active Travel Friendly’ standard (with badge)*
 - ▶ for transport facilities, operators, cities & towns, etc.
 - ▶ only awarded where consistent and well thought out facilities are provided, signed, maintained, and linked together



Consistency

- Problem: *lack of overall consistency*
- Recommendation: *‘Active Travel Friendly’ standard (with badge)*
 - ▶ for transport facilities, operators, cities & towns, etc.
 - ▶ only awarded where consistent and well thought out facilities are provided, signed, maintained, and linked together
- Travellers would be able to rely on high quality information and facilities
 - ▶ no need for lots of pre-travel research
 - ▶ take the bike and go
 - ▶ provide a boost to the use of mixing cycling with public transport



Quality of Cycle Facilities



Quality of Cycle Facilities

- Problem: *facilities not well thought through*



Quality of Cycle Facilities

- ◉ Problem: *facilities not well thought through*
- ◉ Recommendation: *all station and port new builds and redevelopment include 'Active Travel architect' to ensure best practice is met*
 - ▶ use ATOC's *Cycle-Rail Toolkit* and Transport Scotland's *Cycling by Design*
 - ▶ further documentation needed for bus stations and ferry terminals
 - ▶ this will help to reach *Active Travel Friendly* accreditation



Help & Information



Help & Information

- Problem: *lack of information on local routes and where to get repairs*



Help & Information

- Problem: *lack of information on local routes and where to get repairs*
- Recommendation: *create a network of 'Active Travel Hubs' across Scotland*
 - ▶ tools, cycle repair or hire, cycle routes, walking routes with travel time
 - ▶ facilities at each hub determined by a mix of local and national priorities (prioritising local involvement)
 - ▶ communication and linking between the hubs so that they can form the core of a cyclist & walker equivalent of the AA/RAC
 - ▶ smaller facilities (island ports, small railway stations) provide information board with local orientation information including cycle and walking routes, local bike shops/mechanics, cycle-friendly cafes, and cycle hire





Thanks

Susan.Warren@transformscotland.org.uk
transformscotland.org.uk/interchange



for sustainable transport

www.transformscotland.org.uk

Tel: +44 (0)131 243 2690

info@transformscotland.org.uk