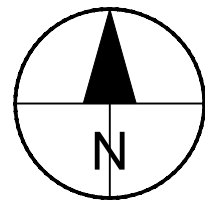
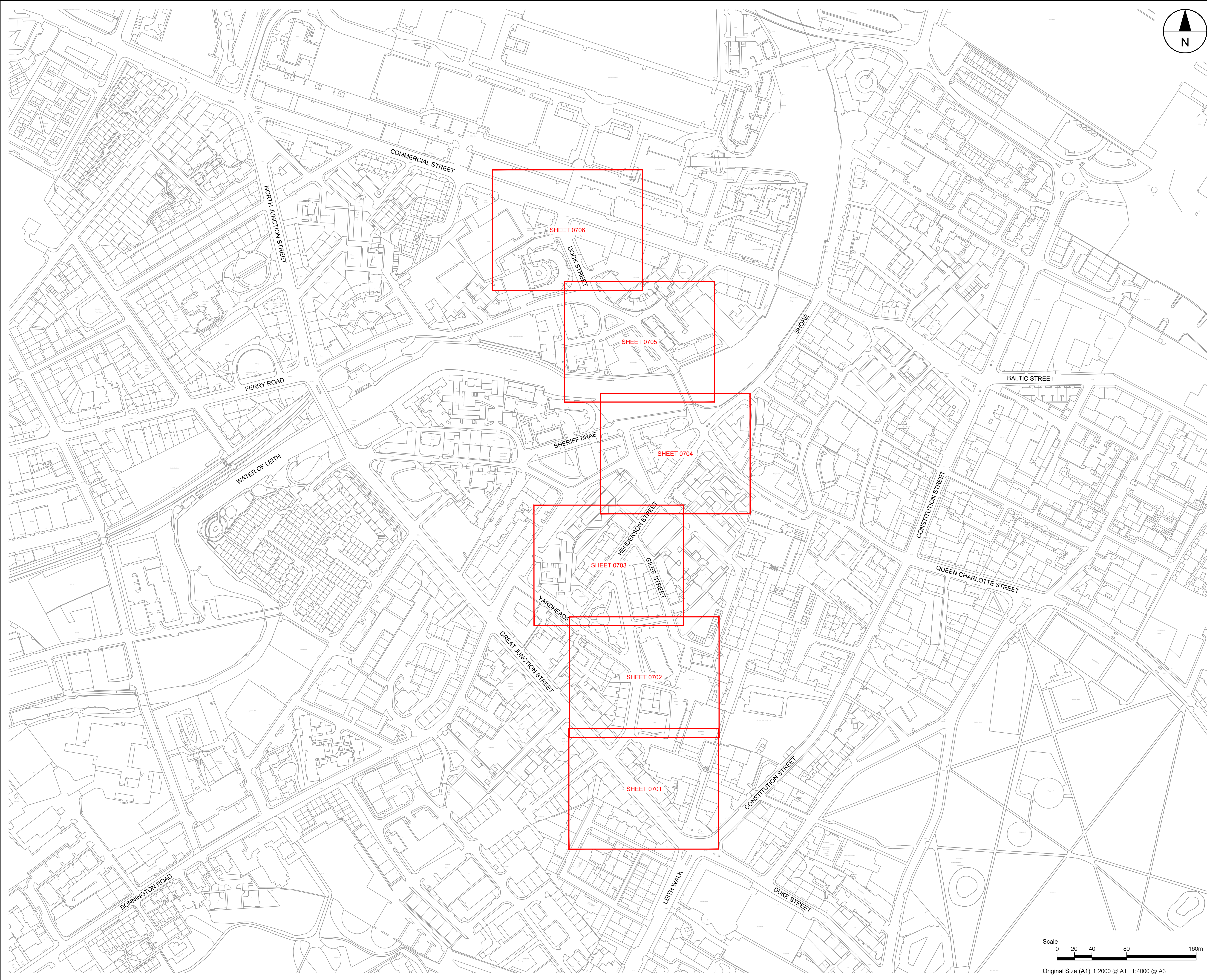


Filename: \\UK\ED4\UK\ED4\F002-V1\TP\PROJECTS\TRAFFIC - EDINBURGH TRAM EXTENSION ACTIVE TRAVEL
APPR\A1\A1000_CAD_GIS\10_CAD20\SHEET\60592779-SHT-C-0701\T00707.DWG
Last saved by: MILLART Last Plotted: 2020-11-20

Project Management Initials: Designer: AUS Checked: IM Approved: PM ISO A1 594mm x 841mm



PROJECT

FOOT OF THE WALK TO OCEAN TERMINAL CONCEPT DESIGN

CLIENT



CONSULTANT

AECOM
1 Tanfield
EDINBURGH, EH3 5DA
+44 (0) 131 301 8600 tel
+44 (0) 131 301 8699 fax
www.aecom.com

NOTES

1. ALL WORKS TO BE EXECUTED IN ACCORDANCE WITH THE SPECIFICATION FOR HIGHWAY WORKS - THE MANUAL OF CONTRACT DOCUMENTS FOR HIGHWAY WORKS, DESIGN MANUAL FOR ROADS AND BRIDGES, TRAFFIC SIGNS MANUAL AND LOCAL COUNCIL GUIDELINES.
2. ALL DIMENSIONS ARE IN METRES UNLESS STATED OTHERWISE. ALL LEVELS ARE IN METRES AND RELATE TO ORDNANCE DATUM.
3. DO NOT SCALE FROM ANY DRAWING. WORK TO FIGURED DIMENSIONS ONLY. ANY DISCREPANCIES IN DIMENSION ARE TO BE REFERRED TO THE DESIGNER BEFORE WORK IS PUT TO HAND.
4. ALL DIMENSIONS AND LEVELS ARE TO BE CHECKED ON SITE BY THE CONTRACTOR PRIOR TO PREPARING ANY WORKING DRAWINGS OR COMMENCING ON SITE.
5. ALL WORKS BY THE CONTRACTOR MUST BE CARRIED OUT IN SUCH A WAY THAT ALL REQUIREMENTS UNDER THE HEALTH AND SAFETY AT WORK ACT ARE SATISFIED.
6. ALL WORK IS TO BE CARRIED OUT IN COMPLIANCE WITH THE REQUIREMENTS OF THE STATUTORY AUTHORITIES AND CONSTRUCTION DESIGN AND MANAGEMENT REGULATIONS.
7. DRAWING BASE RECEIVED FROM OTHERS. SURVEY CARRIED OUT BY OTHERS. AECOM CANNOT GUARANTEE THEIR ACCURACY. CONTRACTOR TO SATISFY THEMSELVES AS TO THE ACCURACY OF SUCH INFORMATION.

ISSUE/REVISION

I/R	DATE	DESCRIPTION
3	20/11/2020	CLIENT COMMENTS
2	28/10/2020	CLIENT COMMENTS
1	09/09/2020	DRAFT ISSUE

KEY PLAN

PROJECT NUMBER

60592779

SHEET TITLE

GENERAL ARRANGEMENT
OVERVIEW

SHEET NUMBER

60592779-SHT-C-0700

This drawing has been prepared for the use of AECOM's client. It may not be used, modified, reproduced or relied upon by third parties, except as agreed by AECOM or as required by law. AECOM accepts no responsibility, and denies any liability whatsoever, to any party that uses or relies on this drawing without AECOM's express written consent. Do not scale this document. All measurements must be obtained from the stated dimensions.



FOOT OF THE WALK TO OCEAN TERMINAL CONCEPT DESIGN

CLIENT

◆ EDINBURGH ◆
THE CITY OF EDINBURGH COUNCIL

CONSULTANT

AECOM
1 Tanfield
EDINBURGH, EH3 5DA
+44 (0) 131 301 8600 tel
+44 (0) 131 301 8699 fax
www.aecom.com

NOTES

1. ALL WORKS TO BE EXECUTED IN ACCORDANCE WITH THE SPECIFICATION FOR HIGHWAY WORKS - THE MANUAL OF CONTRACT DOCUMENTS FOR HIGHWAY WORKS, DESIGN MANUAL FOR ROADS AND BRIDGES, TRAFFIC SIGNS MANUAL AND LOCAL COUNCIL GUIDELINES.
2. ALL DIMENSIONS ARE IN METRES UNLESS STATED OTHERWISE. ALL LEVELS ARE IN METRES AND RELATE TO ORDNANCE DATUM.
3. DO NOT SCALE FROM ANY DRAWING. WORK TO FIGURED DIMENSIONS ONLY. ANY DISCREPANCIES IN DIMENSION ARE TO BE REFERRED TO THE DESIGNER BEFORE WORK IS PUT TO HAND.
4. ALL DIMENSIONS AND LEVELS ARE TO BE CHECKED ON SITE BY THE CONTRACTOR PRIOR TO PREPARING ANY WORKING DRAWINGS OR COMMENCING ON SITE.
5. ALL WORKS BY THE CONTRACTOR MUST BE CARRIED OUT IN SUCH A WAY THAT ALL REQUIREMENTS UNDER THE HEALTH AND SAFETY AT WORK ACT ARE SATISFIED.
6. ALL WORK IS TO BE CARRIED OUT IN COMPLIANCE WITH THE REQUIREMENTS OF THE STATUTORY AUTHORITIES AND CONSTRUCTION DESIGN AND MANAGEMENT REGULATIONS.
7. DRAWING BASE RECEIVED FROM OTHERS, SURVEY CARRIED OUT BY OTHERS. AECOM CANNOT GUARANTEE THEIR ACCURACY. CONTRACTOR TO SATISFY THEMSELVES AS TO THE ACCURACY OF SUCH INFORMATION.

ISSUE/REVISION

3	20/11/2020	CLIENT COMMENTS
2	28/10/2020	CLIENT COMMENTS
1	09/09/2020	DRAFT ISSUE
I/R	DATE	DESCRIPTION

KEY PLAN

PROJECT NUMBER

60592779

SHEET TITLE

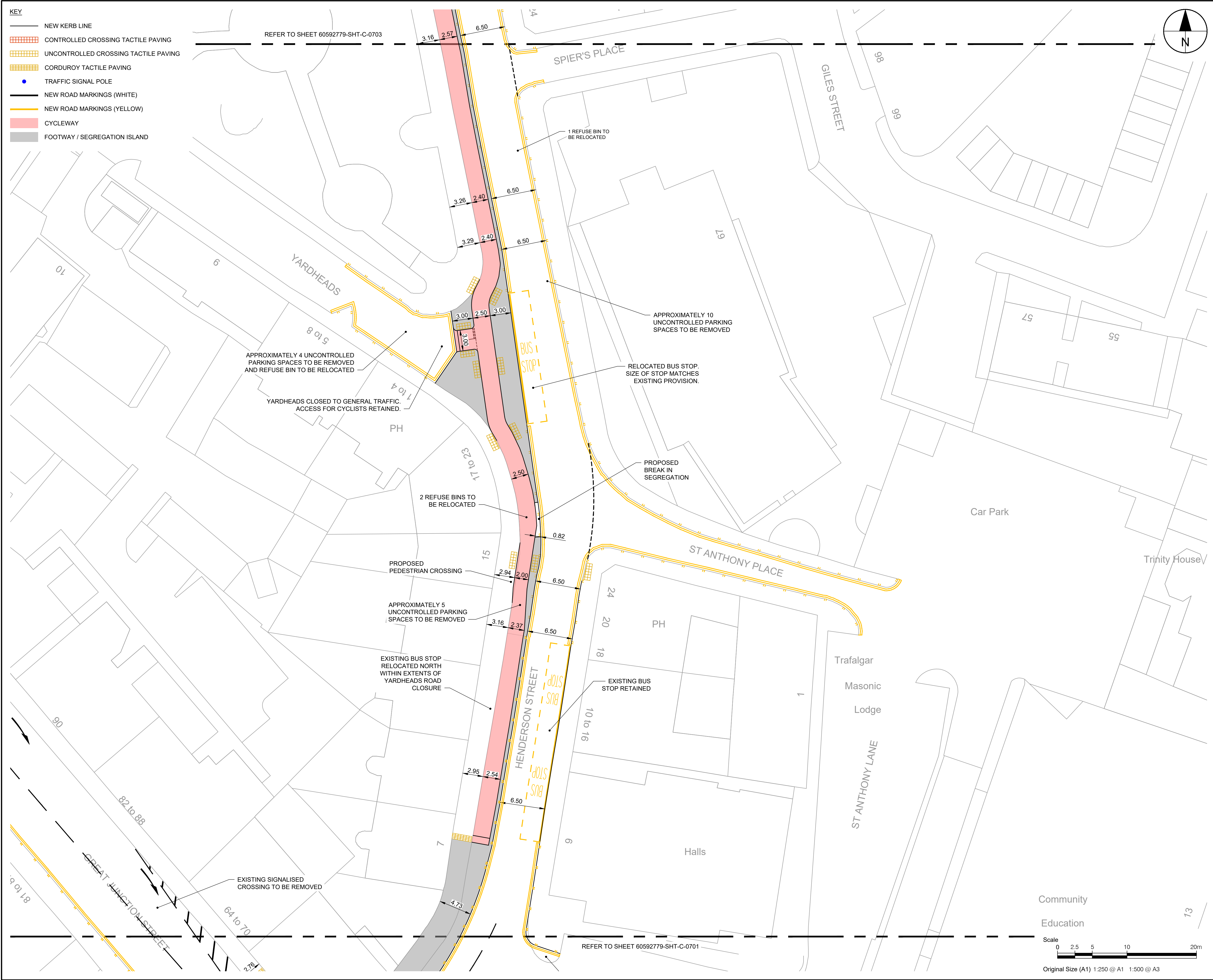
GENERAL ARRANGEMENT
SHEET 1 OF 6

SHEET NUMBER

60592779-SHT-C-0701

ISO A1 994mm x 841mm
Approved: PM
Checked: IM
Designer: AUS
Project Management Initials:

File name: \\UKED4\UKED4\FP02-V1\TP\PROJECTS\TRAFFIC - EDINBURGH TRAM EXTENSION ACTIVE TRAVEL APPRAISAL\900_CAD_GIS\910_CAD\2020\SHEET\60592779-SHT-C-0701\0707.DWG
Last saved by: MILLART Last Plotted: 2020-11-20



This drawing has been prepared for the use of AECOM's client. It may not be used, modified, reproduced or relied upon by third parties, except as agreed by AECOM or as required by law. AECOM accepts no responsibility, and denies any liability whatsoever, to any party that uses or relies on this drawing without AECOM's express written consent. Do not scale this document. All measurements must be obtained from the stated dimensions.

AECOM

PROJECT

FOOT OF THE WALK
TO OCEAN TERMINAL
CONCEPT DESIGN

CLIENT

EDINBURGH
THE CITY OF EDINBURGH COUNCIL

CONSULTANT

AECOM
1 Tanfield
EDINBURGH, EH3 5DA
+44 (0) 131 301 8600 tel
+44 (0) 131 301 8699 fax
www.aecom.com

NOTES

- ALL WORKS TO BE EXECUTED IN ACCORDANCE WITH THE SPECIFICATION FOR HIGHWAY WORKS - THE MANUAL OF CONTRACT DOCUMENTS FOR HIGHWAY WORKS, DESIGN MANUAL FOR ROADS AND BRIDGES, TRAFFIC SIGNS MANUAL AND LOCAL COUNCIL GUIDELINES.
- ALL DIMENSIONS ARE IN METRES UNLESS STATED OTHERWISE. ALL LEVELS ARE IN METRES AND RELATE TO ORDNANCE DATUM.
- DO NOT SCALE FROM ANY DRAWING. WORK TO FIGURED DIMENSIONS ONLY. ANY DISCREPANCIES IN DIMENSION ARE TO BE REFERRED TO THE DESIGNER BEFORE WORK IS PUT TO HAND.
- ALL DIMENSIONS AND LEVELS ARE TO BE CHECKED ON SITE BY THE CONTRACTOR PRIOR TO PREPARING ANY WORKING DRAWINGS OR COMMENCING ON SITE.
- ALL WORKS BY THE CONTRACTOR MUST BE CARRIED OUT IN SUCH A WAY THAT ALL REQUIREMENTS UNDER THE HEALTH AND SAFETY AT WORK ACT ARE SATISFIED.
- ALL WORK IS TO BE CARRIED OUT IN COMPLIANCE WITH THE REQUIREMENTS OF THE STATUTORY AUTHORITIES AND CONSTRUCTION DESIGN AND MANAGEMENT REGULATIONS.
- DRAWING BASE RECEIVED FROM OTHERS. SURVEY CARRIED OUT BY OTHERS. AECOM CANNOT GUARANTEE THEIR ACCURACY. CONTRACTOR TO SATISFY THEMSELVES AS TO THE ACCURACY OF SUCH INFORMATION.

ISSUE/REVISION

3	20/11/2020	CLIENT COMMENTS
2	28/10/2020	CLIENT COMMENTS
1	09/09/2020	DRAFT ISSUE
I/R	DATE	DESCRIPTION

KEY PLAN

PROJECT NUMBER

60592779

SHEET TITLE

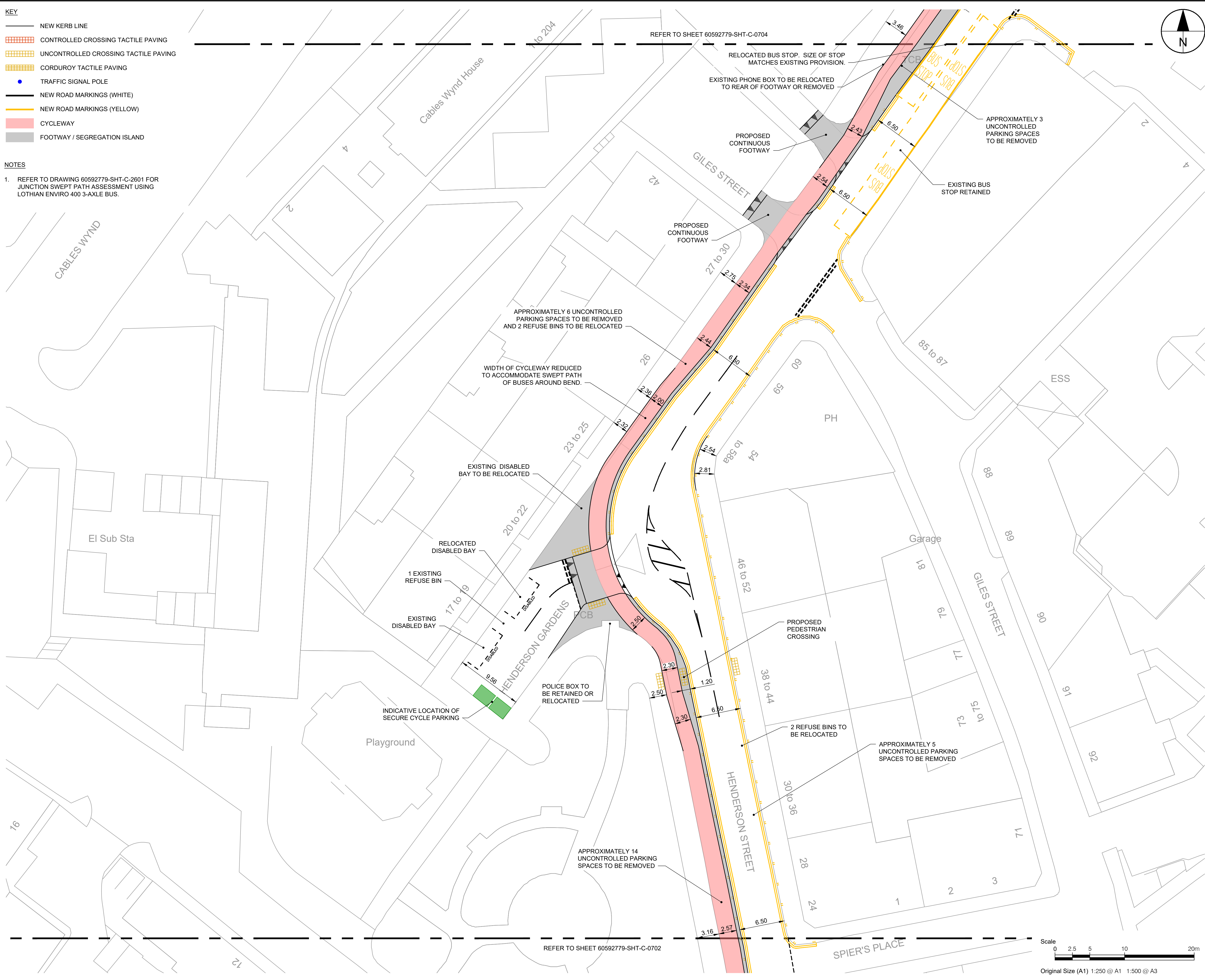
GENERAL ARRANGEMENT
SHEET 2 OF 6

SHEET NUMBER

60592779-SHT-C-0702

Filename: \\UKED4\UKED4\FP02-V1\TP\PROJECTS\TRAFFIC - EDINBURGH TRAM EXTENSION ACTIVE TRAVEL
APPR\AS\1900_CAD_GIS\10_CAD\2020\SHEET\60592779-SHT-C-0701\T00707.DWG
Last saved by: MILLART Last Plotted: 2020-11-20

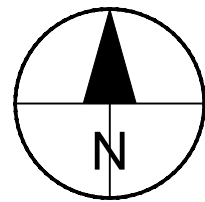
ISO A1 841mm x 841mm
Approved: PM
Checked: IM
Designer: AUS
Project Management Initials:



This drawing has been prepared for the use of AECOM's client. It may not be used, modified, reproduced or relied upon by third parties, except as agreed by AECOM or as required by law. AECOM accepts no responsibility, and denies any liability whatsoever, to any party that uses or relies on this drawing without AECOM's express written consent. All measurements must be obtained from the stated dimensions.

- KEY**
- NEW KERB LINE
 - CONTROLLED CROSSING TACTILE PAVING
 - UNCONTROLLED CROSSING TACTILE PAVING
 - CORDUROY TACTILE PAVING
 - TRAFFIC SIGNAL POLE
 - NEW ROAD MARKINGS (WHITE)
 - NEW ROAD MARKINGS (YELLOW)
 - CYCLEWAY
 - FOOTWAY / SEGREGATION ISLAND

- NOTES**
- REFER TO DRAWING 60592779-SHT-C-2601 FOR JUNCTION SWEEP PATH ASSESSMENT USING LOTHIAN ENVIRO 400 3-AXLE BUS.



PROJECT

FOOT OF THE WALK
TO OCEAN TERMINAL
CONCEPT DESIGN

CLIENT



CONSULTANT

AECOM
1 Tanfield
EDINBURGH, EH3 5DA
+44 (0) 131 301 8600 tel
+44 (0) 131 301 8699 fax
www.aecom.com

NOTES

- ALL WORKS TO BE EXECUTED IN ACCORDANCE WITH THE SPECIFICATION FOR HIGHWAY WORKS - THE MANUAL OF CONTRACT DOCUMENTS FOR HIGHWAY WORKS, DESIGN MANUAL FOR ROADS AND BRIDGES, TRAFFIC SIGNS MANUAL AND LOCAL COUNCIL GUIDELINES.
- ALL DIMENSIONS ARE IN METRES UNLESS STATED OTHERWISE. ALL LEVELS ARE IN METRES AND RELATE TO ORDNANCE DATUM.
- DO NOT SCALE FROM ANY DRAWING. WORK TO FIGURED DIMENSIONS ONLY. ANY DISCREPANCIES IN DIMENSION ARE TO BE REFERRED TO THE DESIGNER BEFORE WORK IS PUT TO HAND.
- ALL DIMENSIONS AND LEVELS ARE TO BE CHECKED ON SITE BY THE CONTRACTOR PRIOR TO PREPARING ANY WORKING DRAWINGS OR COMMENCING ON SITE.
- ALL WORKS BY THE CONTRACTOR MUST BE CARRIED OUT IN SUCH A WAY THAT ALL REQUIREMENTS UNDER THE HEALTH AND SAFETY AT WORK ACT ARE SATISFIED.
- ALL WORK IS TO BE CARRIED OUT IN COMPLIANCE WITH THE REQUIREMENTS OF THE STATUTORY AUTHORITIES AND CONSTRUCTION DESIGN AND MANAGEMENT REGULATIONS.
- DRAWING BASE RECEIVED FROM OTHERS. SURVEY CARRIED OUT BY OTHERS. AECOM CANNOT GUARANTEE THEIR ACCURACY. CONTRACTOR TO SATISFY THEMSELVES AS TO THE ACCURACY OF SUCH INFORMATION.

ISSUE/REVISION

3	20/11/2020	CLIENT COMMENTS
2	28/10/2020	CLIENT COMMENTS
1	09/09/2020	DRAFT ISSUE
I/R	DATE	DESCRIPTION

KEY PLAN

PROJECT NUMBER

60592779

SHEET TITLE

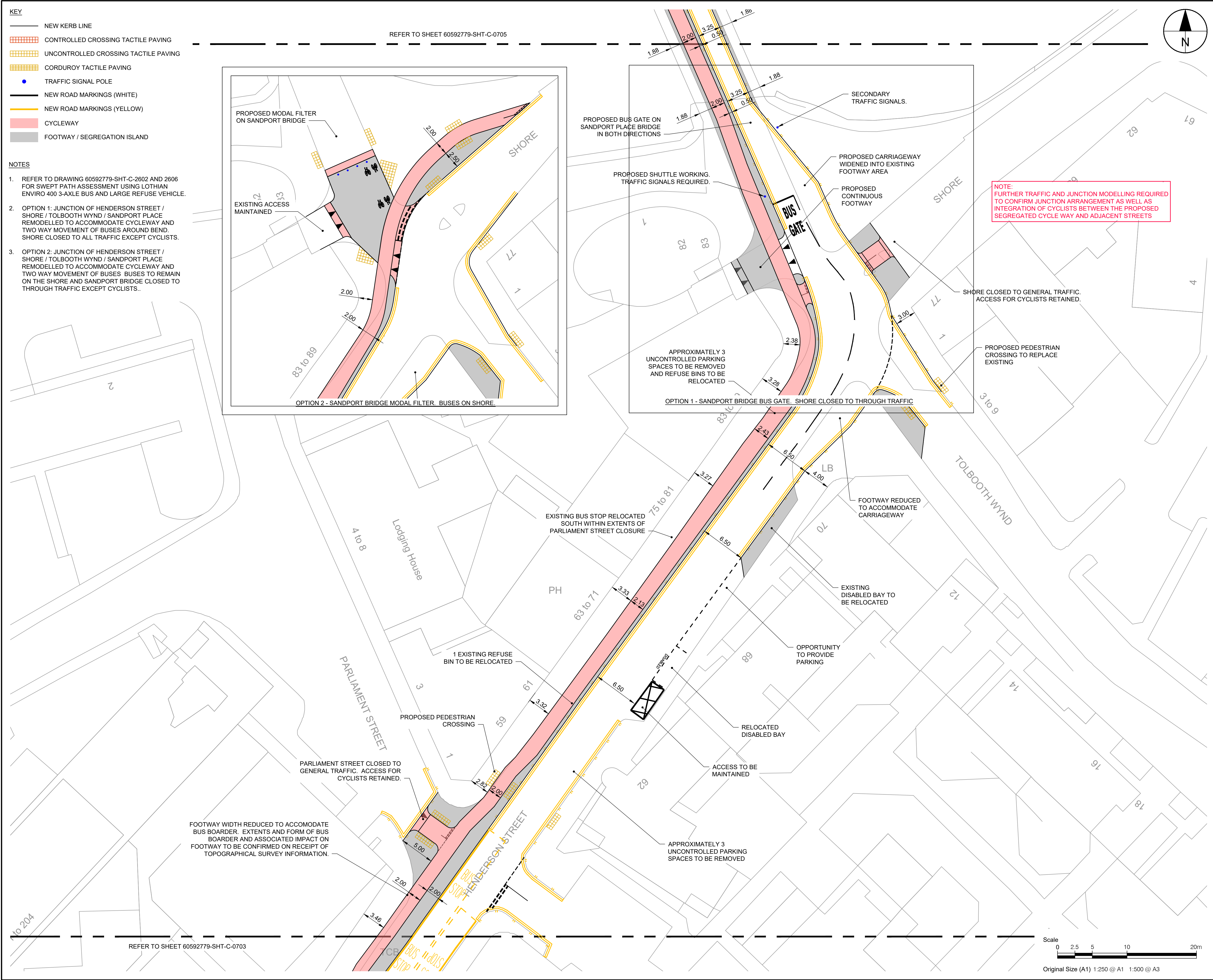
GENERAL ARRANGEMENT
SHEET 3 OF 6

SHEET NUMBER

60592779-SHT-C-0703

ISO A1 84mm x 84mm
Approved: PM
Checked: IM
Designer: AUS
Project Management Initials:

File name: \\UKED4\\UKED4\\P02-V1\\TP\\PROJECT\\S1\\TRAFFIC - EDINBURGH TRAM EXTENSION ACTIVE TRAVEL
APPR\\SAL\\900_CAD_GIS\\910_CAD\\2020\\SHEET\\S1\\60592779-SHT-C-0701\\T00707.DWG
Last saved by: MILLARI Last Plotted: 2020-11-20



This drawing has been prepared for the use of AECOM's client. It may not be used, modified, reproduced or relied upon by third parties, except as agreed by AECOM or as required by law. AECOM accepts no responsibility, and denies any liability whatsoever, to any party that uses or relies on this drawing without AECOM's express written consent. All measurements must be obtained from the stated dimensions.



PROJECT

FOOT OF THE WALK TO OCEAN TERMINAL

CONCEPT DESIGN

CLIENT



CONSULTANT

AECOM
1 Tanfield
EDINBURGH, EH3 5DA
+44 (0) 131 301 8600 tel
+44 (0) 131 301 8699 fax
www.aecom.com

NOTES

- ALL WORKS TO BE EXECUTED IN ACCORDANCE WITH THE SPECIFICATION FOR HIGHWAY WORKS - THE MANUAL OF CONTRACT DOCUMENTS FOR HIGHWAY WORKS, DESIGN MANUAL FOR ROADS AND BRIDGES, TRAFFIC SIGNS MANUAL AND LOCAL COUNCIL GUIDELINES.
- ALL DIMENSIONS ARE IN METRES UNLESS STATED OTHERWISE. ALL LEVELS ARE IN METRES AND RELATE TO ORDNANCE DATUM.
- DO NOT SCALE FROM ANY DRAWING. WORK TO FIGURED DIMENSIONS ONLY. ANY DISCREPANCIES IN DIMENSION ARE TO BE REFERRED TO THE DESIGNER BEFORE WORK IS PUT TO HAND.
- ALL DIMENSIONS AND LEVELS ARE TO BE CHECKED ON SITE BY THE CONTRACTOR PRIOR TO PREPARING ANY WORKING DRAWINGS OR COMMENCING ON SITE.
- ALL WORKS BY THE CONTRACTOR MUST BE CARRIED OUT IN SUCH A WAY THAT ALL REQUIREMENTS UNDER THE HEALTH AND SAFETY AT WORK ACT ARE SATISFIED.
- ALL WORK IS TO BE CARRIED OUT IN COMPLIANCE WITH THE REQUIREMENTS OF THE STATUTORY AUTHORITIES AND CONSTRUCTION DESIGN AND MANAGEMENT REGULATIONS.
- DRAWING BASE RECEIVED FROM OTHERS. SURVEY CARRIED OUT BY OTHERS. AECOM CANNOT GUARANTEE THEIR ACCURACY. CONTRACTOR TO SATISFY THEMSELVES AS TO THE ACCURACY OF SUCH INFORMATION.

ISSUE/REVISION

I/R	DATE	DESCRIPTION
3	20/11/2020	CLIENT COMMENTS
2	28/10/2020	CLIENT COMMENTS
1	09/09/2020	DRAFT ISSUE

KEY PLAN

PROJECT NUMBER

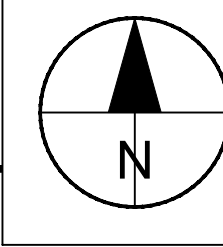
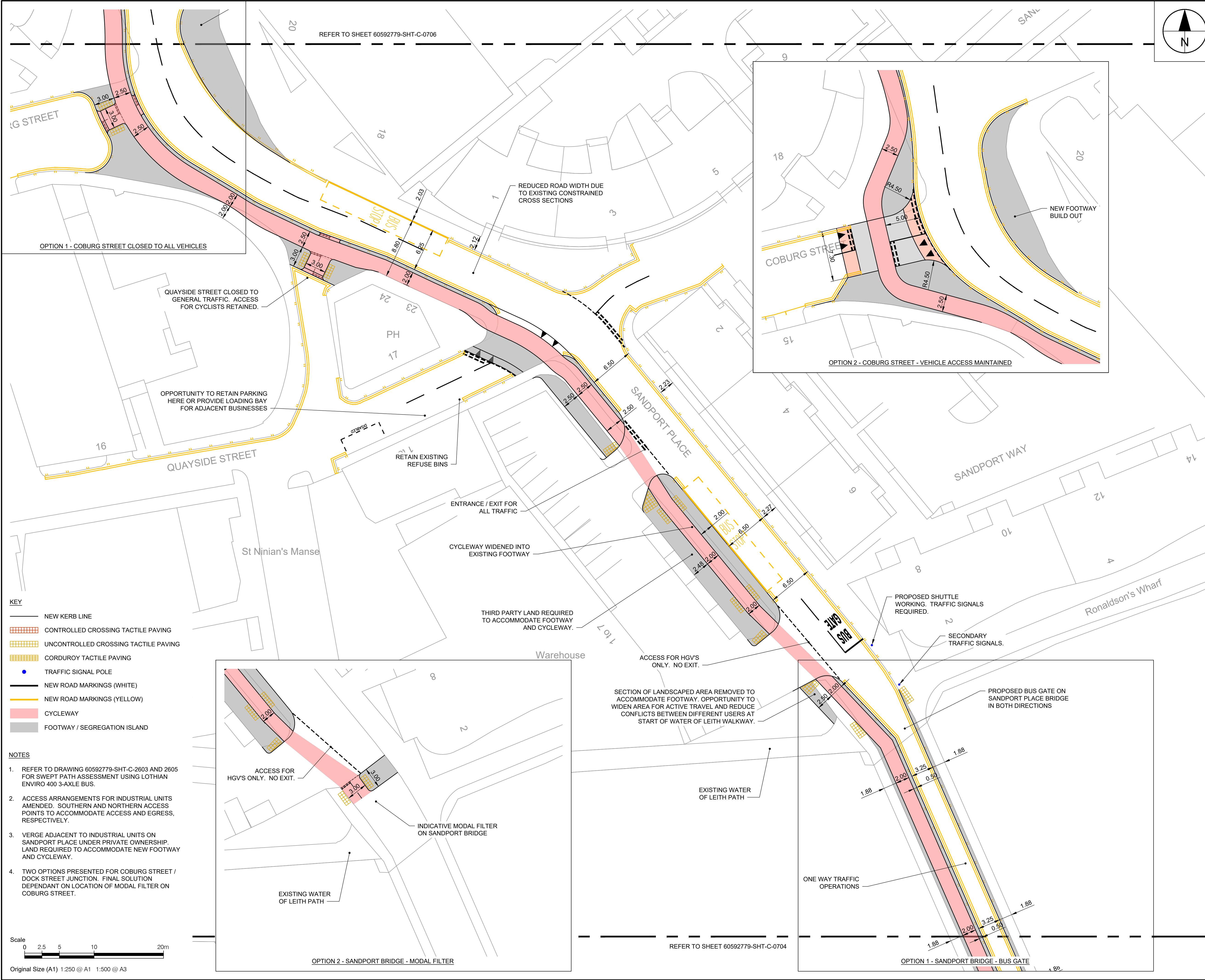
60592779

SHEET TITLE

GENERAL ARRANGEMENT
SHEET 4 OF 6

SHEET NUMBER

60592779-SHT-C-0704



AECOM

PROJECT
**FOOT OF THE WALK
TO OCEAN TERMINAL
CONCEPT DESIGN**

CLIENT

EDINBURGH
THE CITY OF EDINBURGH COUNCIL

CONSULTANT

AECOM
1 Tanfield
EDINBURGH, EH3 5DA
+44 (0) 131 301 8600 tel
+44 (0) 131 301 8699 fax
www.aecom.com

NOTES

- ALL WORKS TO BE EXECUTED IN ACCORDANCE WITH THE SPECIFICATION FOR HIGHWAY WORKS - THE MANUAL OF CONTRACT DOCUMENTS FOR HIGHWAY WORKS, DESIGN MANUAL FOR ROADS AND BRIDGES, TRAFFIC SIGNS MANUAL AND LOCAL COUNCIL GUIDELINES.
- ALL DIMENSIONS ARE IN METRES UNLESS STATED OTHERWISE. ALL LEVELS ARE IN METRES AND RELATE TO ORDNANCE DATUM.
- DO NOT SCALE FROM ANY DRAWING. WORK TO FIGURED DIMENSIONS ONLY. ANY DISCREPANCIES IN DIMENSION ARE TO BE REFERRED TO THE DESIGNER BEFORE WORK IS PUT TO HAND.
- ALL DIMENSIONS AND LEVELS ARE TO BE CHECKED ON SITE BY THE CONTRACTOR PRIOR TO PREPARING ANY WORKING DRAWINGS OR COMMENCING ON SITE.
- ALL WORKS BY THE CONTRACTOR MUST BE CARRIED OUT IN SUCH A WAY THAT ALL REQUIREMENTS UNDER THE HEALTH AND SAFETY AT WORK ACT ARE SATISFIED.
- ALL WORK IS TO BE CARRIED OUT IN COMPLIANCE WITH THE REQUIREMENTS OF THE STATUTORY AUTHORITIES AND CONSTRUCTION DESIGN AND MANAGEMENT REGULATIONS.
- DRAWING BASE RECEIVED FROM OTHERS. SURVEY CARRIED OUT BY OTHERS. AECOM CANNOT GUARANTEE THEIR ACCURACY. CONTRACTOR TO SATISFY THEMSELVES AS TO THE ACCURACY OF SUCH INFORMATION.

ISSUE/REVISION

3	20/11/2020	CLIENT COMMENTS
2	28/10/2020	CLIENT COMMENTS
1	09/09/2020	DRAFT ISSUE
I/R	DATE	DESCRIPTION

KEY PLAN

PROJECT NUMBER

60592779

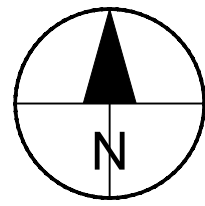
SHEET TITLE

GENERAL ARRANGEMENT
SHEET 5 OF 6

SHEET NUMBER

60592779-SHT-C-0705

This drawing has been prepared for the use of AECOM's client. It may not be used, modified, reproduced or relied upon by third parties, except as agreed by AECOM or as required by law. AECOM accepts no responsibility, and denies any liability whatsoever, to any party that uses or relies on this drawing without AECOM's express written consent. Do not scale this document. All measurements must be obtained from the stated dimensions.

**AECOM**

PROJECT

FOOT OF THE WALK TO OCEAN TERMINAL CONCEPT DESIGN

CLIENT

CONSULTANT

AECOM
1 Tanfield
EDINBURGH, EH3 5DA
+44 (0) 131 301 8600 tel
+44 (0) 131 301 8699 fax
www.aecom.com

NOTES

1. ALL WORKS TO BE EXECUTED IN ACCORDANCE WITH THE SPECIFICATION FOR HIGHWAY WORKS - THE MANUAL OF CONTRACT DOCUMENTS FOR HIGHWAY WORKS, DESIGN MANUAL FOR ROADS AND BRIDGES, TRAFFIC SIGNS MANUAL AND LOCAL COUNCIL GUIDELINES.
2. ALL DIMENSIONS ARE IN METRES UNLESS STATED OTHERWISE. ALL LEVELS ARE IN METRES AND RELATE TO ORDNANCE DATUM.
3. DO NOT SCALE FROM ANY DRAWING. WORK TO FIGURED DIMENSIONS ONLY. ANY DISCREPANCIES IN DIMENSION ARE TO BE REFERRED TO THE DESIGNER BEFORE WORK IS PUT TO HAND.
4. ALL DIMENSIONS AND LEVELS ARE TO BE CHECKED ON SITE BY THE CONTRACTOR PRIOR TO PREPARING ANY WORKING DRAWINGS OR COMMENCING ON SITE.
5. ALL WORKS BY THE CONTRACTOR MUST BE CARRIED OUT IN SUCH A WAY THAT ALL REQUIREMENTS UNDER THE HEALTH AND SAFETY AT WORK ACT ARE SATISFIED.
6. ALL WORK IS TO BE CARRIED OUT IN COMPLIANCE WITH THE REQUIREMENTS OF THE STATUTORY AUTHORITIES AND CONSTRUCTION DESIGN AND MANAGEMENT REGULATIONS.
7. DRAWING BASE RECEIVED FROM OTHERS, SURVEY CARRIED OUT BY OTHERS. AECOM CANNOT GUARANTEE THEIR ACCURACY. CONTRACTOR TO SATISFY THEMSELVES AS TO THE ACCURACY OF SUCH INFORMATION.

ISSUE/REVISION

3	20/11/2020	CLIENT COMMENTS
2	28/10/2020	CLIENT COMMENTS
1	09/09/2020	DRAFT ISSUE
I/R	DATE	DESCRIPTION

KEY PLAN

PROJECT NUMBER

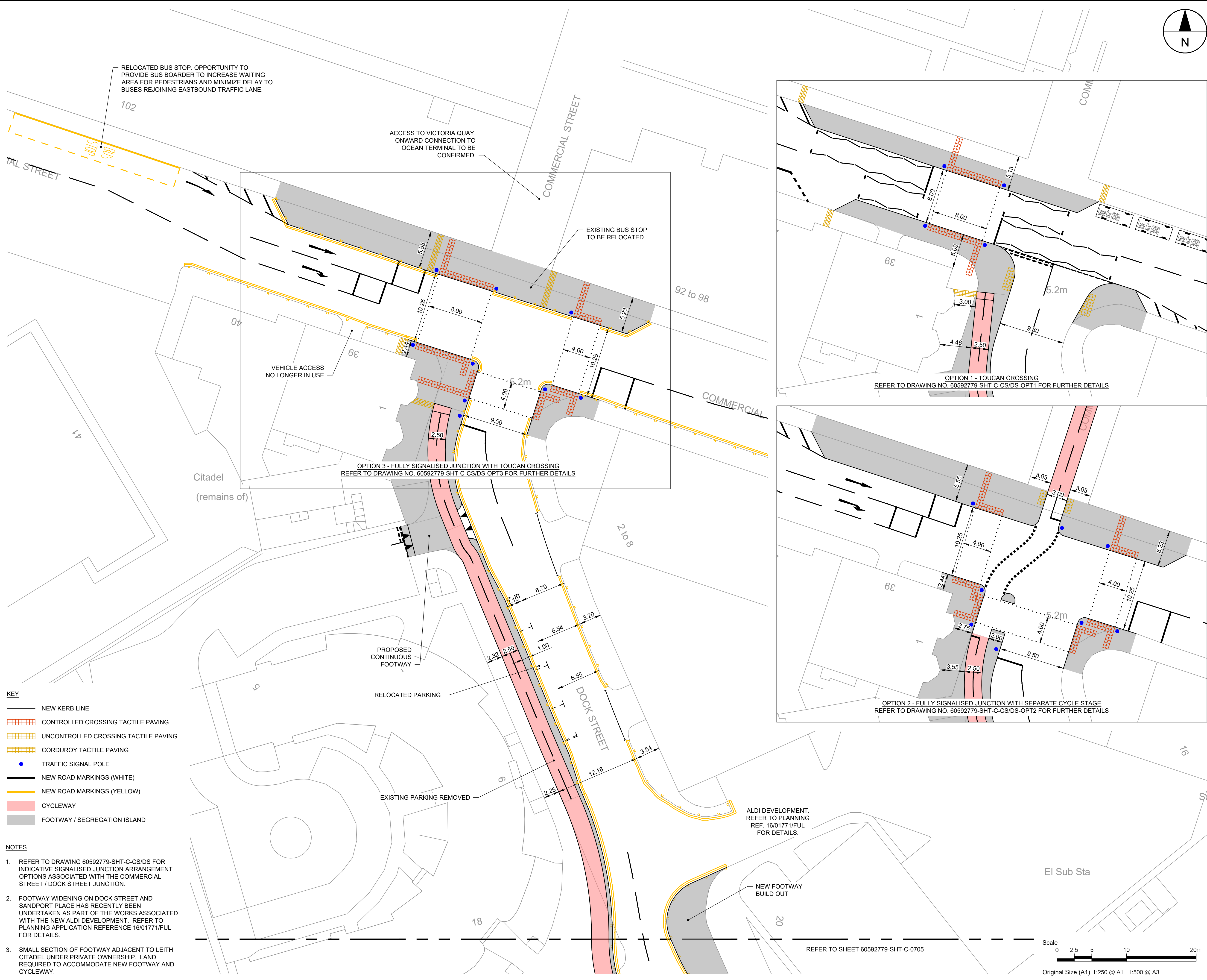
60592779

SHEET TITLE

GENERAL ARRANGEMENT
SHEET 6 OF 6

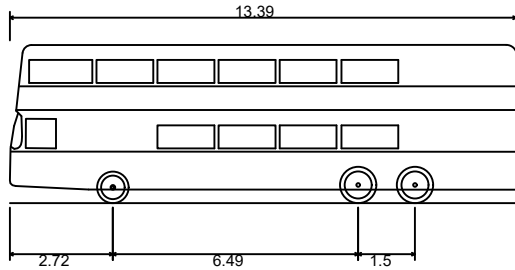
SHEET NUMBER

60592779-SHT-C-0706

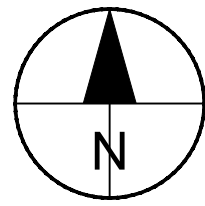


Filename: \\UKED4\UKED4\FP02-V1\TP\PROJECTS\TRAFFIC - EDINBURGH TRAM EXTENSION ACTIVE TRAVEL
APPR\AS\A1900_CAD_GIS\910_CAD\2020\PROJECTS\TRAFFIC-SHT-C-2601-2606.DWG
Last saved by: MILLART Last Plotted: 2020-11-20

Project Management Initials: Designer: AUS Checked: IM Approved: PM ISO A1 594mm x 841mm



Lothian Enviro 400 3-axle bus
Overall Length 13.390m
Overall Width 2.550m
Overall Body Height 4.184m
Min Body Ground Clearance 0.355m
Max Track Width 2.474m
Look to lock time 5.86s
Wall to Wall Turning Radius 12.500m



AECOM

PROJECT

FOOT OF THE WALK
TO OCEAN TERMINAL
CONCEPT DESIGN

CLIENT

EDINBURGH
THE CITY OF EDINBURGH COUNCIL

CONSULTANT

AECOM
1 Tanfield
EDINBURGH, EH3 5DA
+44 (0) 131 301 8600 tel
+44 (0) 131 301 8699 fax
www.aecom.com

NOTES

1. ALL WORKS TO BE EXECUTED IN ACCORDANCE WITH THE SPECIFICATION FOR HIGHWAY WORKS - THE MANUAL OF CONTRACT DOCUMENTS FOR HIGHWAY WORKS, DESIGN MANUAL FOR ROADS AND BRIDGES, TRAFFIC SIGNS MANUAL AND LOCAL COUNCIL GUIDELINES.
2. ALL DIMENSIONS ARE IN METRES UNLESS STATED OTHERWISE. ALL LEVELS ARE IN METRES AND RELATE TO ORDNANCE DATUM.
3. DO NOT SCALE FROM ANY DRAWING. WORK TO FIGURED DIMENSIONS ONLY. ANY DISCREPANCIES IN DIMENSION ARE TO BE REFERRED TO THE DESIGNER BEFORE WORK IS PUT TO HAND.
4. ALL DIMENSIONS AND LEVELS ARE TO BE CHECKED ON SITE BY THE CONTRACTOR PRIOR TO PREPARING ANY WORKING DRAWINGS OR COMMENCING ON SITE.
5. ALL WORKS BY THE CONTRACTOR MUST BE CARRIED OUT IN SUCH A WAY THAT ALL REQUIREMENTS UNDER THE HEALTH AND SAFETY AT WORK ACT ARE SATISFIED.
6. ALL WORK IS TO BE CARRIED OUT IN COMPLIANCE WITH THE REQUIREMENTS OF THE STATUTORY AUTHORITIES AND CONSTRUCTION DESIGN AND MANAGEMENT REGULATIONS.
7. DRAWING BASE RECEIVED FROM OTHERS. SURVEY CARRIED OUT BY OTHERS. AECOM CANNOT GUARANTEE THEIR ACCURACY. CONTRACTOR TO SATISFY THEMSELVES AS TO THE ACCURACY OF SUCH INFORMATION.

ISSUE/REVISION

I/R	DATE	DESCRIPTION
3	20/11/2020	CLIENT COMMENTS
2	28/10/2020	CLIENT COMMENTS
1	09/09/2020	DRAFT ISSUE

KEY PLAN

PROJECT NUMBER

60592779

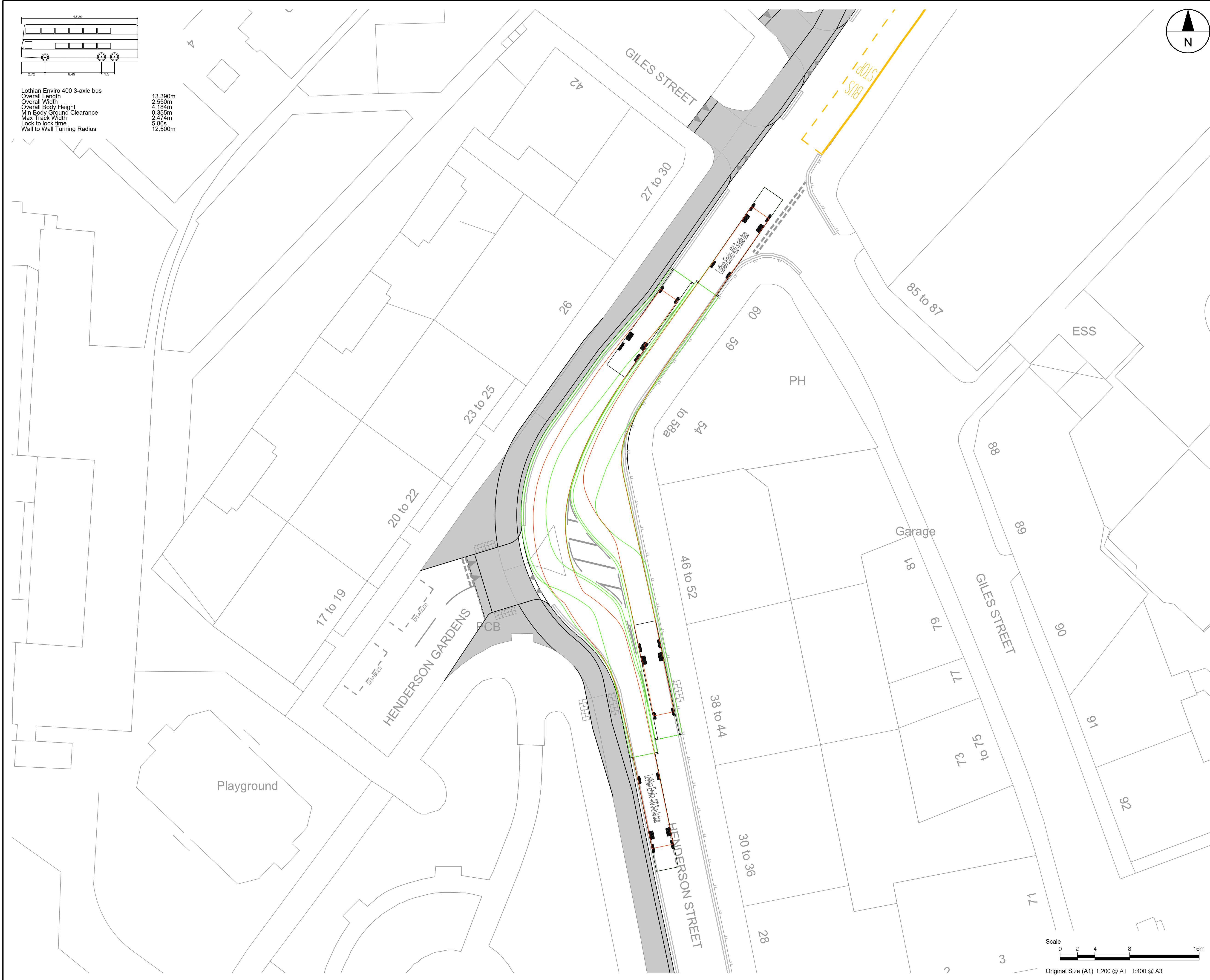
SHEET TITLE

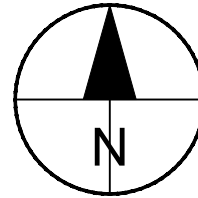
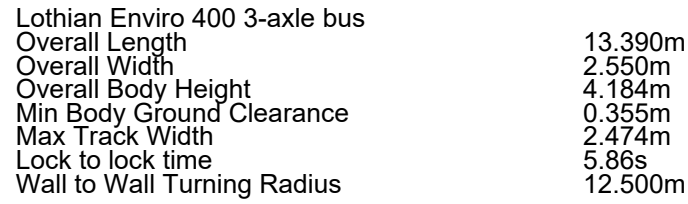
HENDERSON STREET AT
HENDERSON GARDENS
VEHICLE TRACKING

SHEET NUMBER

60592779-SHT-C-2601

This drawing has been prepared for the use of AECOM's client. It may not be used, modified, reproduced or relied upon by third parties, except as agreed by AECOM or as required by law. AECOM accepts no responsibility, and denies any liability whatsoever, to any party that uses or relies on this drawing without AECOM's express written consent. Do not scale this document. All measurements must be obtained from the stated dimensions.





Scale
0 2 4 8 16m
Original Size (A1) 1:200 @ A1 1:400 @ A3

This drawing has been prepared for the use of AECOM's client. It may not be used, modified, reproduced or relied upon by third parties, except as agreed by AECOM or as required by law. AECOM accepts no responsibility, and denies any liability whatsoever, to any party that uses or relies on this drawing without AECOM's express written consent. Do not scale this document. All measurements must be obtained from the stated dimensions.

CLIENT

FOOT OF THE WALK TO OCEAN TERMINAL CONCEPT DESIGN

◆ EDINBURGH ◆
THE CITY OF EDINBURGH COUNCIL

CONSULTANT

AECOM
1 Tanfield
EDINBURGH, EH3 5DA
+44 (0) 131 301 8600 tel
+44 (0) 131 301 8699 fax
www.aecom.com

NOTES

1. ALL WORKS TO BE EXECUTED IN ACCORDANCE WITH THE SPECIFICATION FOR HIGHWAY WORKS - THE MANUAL OF CONTRACT DOCUMENTS FOR HIGHWAY WORKS, DESIGN MANUAL FOR ROADS AND BRIDGES, TRAFFIC SIGNS MANUAL AND LOCAL COUNCIL GUIDELINES.
2. ALL DIMENSIONS ARE IN METRES UNLESS STATED OTHERWISE. ALL LEVELS ARE IN METRES AND RELATE TO ORDNANCE DATUM.
3. DO NOT SCALE FROM ANY DRAWING. WORK TO FIGURED DIMENSIONS ONLY. ANY DISCREPANCIES IN DIMENSION ARE TO BE REFERRED TO THE DESIGNER BEFORE WORK IS PUT TO HAND.
4. ALL DIMENSIONS AND LEVELS ARE TO BE CHECKED ON SITE BY THE CONTRACTOR PRIOR TO PREPARING ANY WORKING DRAWINGS OR COMMENCING ON SITE.
5. ALL WORKS BY THE CONTRACTOR MUST BE CARRIED OUT IN SUCH A WAY THAT ALL REQUIREMENTS UNDER THE HEALTH AND SAFETY AT WORK ACT ARE SATISFIED.
6. ALL WORK IS TO BE CARRIED OUT IN COMPLIANCE WITH THE REQUIREMENTS OF THE STATUTORY AUTHORITIES AND CONSTRUCTION DESIGN AND MANAGEMENT REGULATIONS.
7. DRAWING BASE RECEIVED FROM OTHERS, SURVEY CARRIED OUT BY OTHERS. AECOM CANNOT GUARANTEE THEIR ACCURACY. CONTRACTOR TO SATISFY THEMSELVES AS TO THE ACCURACY OF SUCH INFORMATION.

ISSUE/REVISION

3	20/11/2020	CLIENT COMMENTS
2	28/10/2020	CLIENT COMMENTS
1	09/09/2020	DRAFT ISSUE
I/R	DATE	DESCRIPTION

KEY PLAN

PROJECT NUMBER

60592779

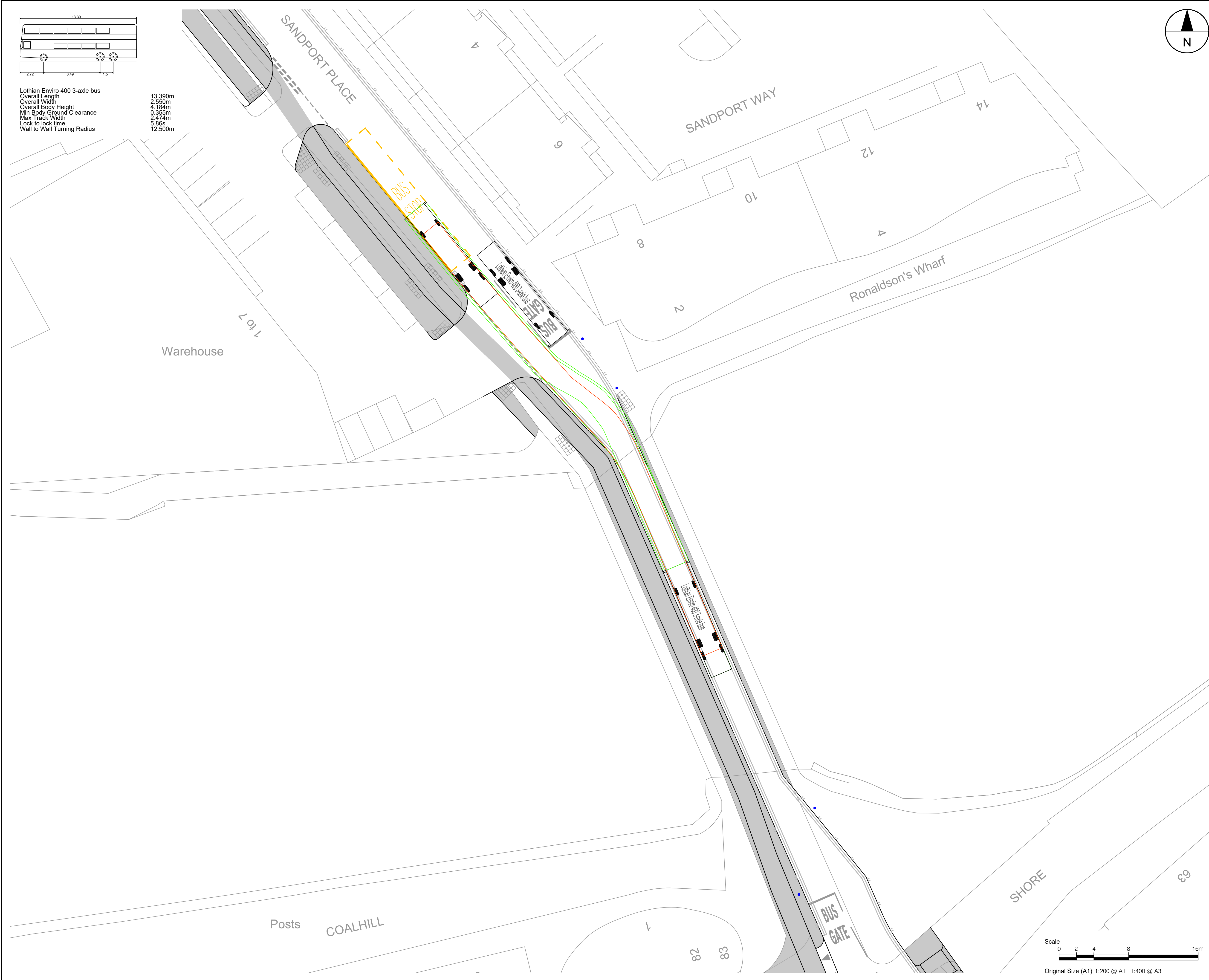
HENDERSON STREET /
SANDPORT PLACE
VEHICLE TRACKING

SHEET NUMBER

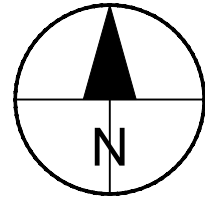
60592779-SHT-C-2602

Filename: \\UKED\\4\\UKED\\4\\FP02-V1\\TP\\PROJECT\\S\\TRAFFIC - EDINBURGH TRAM EXTENSION ACTIVE TRAVEL
APPR\\S\\AL900_CAD_GIS\\S\\10_CAD\\20\\SHEET\\S\\SHT2779-SHT-C-2601-2606.DWG
Last saved by: MILLART Last Plotted: 2020-11-20

Project Management Initials: Designer: AUS Checked: IM Approved: PM ISO A1 594mm x 841mm



Lothian Enviro 400 3-axle bus
 Overall Length 13.390m
 Overall Width 2.550m
 Overall Body Height 4.184m
 Min Body Ground Clearance 0.355m
 Max Track Width 2.474m
 Lock to lock time 5.86s
 Wall to Wall Turning Radius 12.500m



PROJECT

FOOT OF THE WALK
TO OCEAN TERMINAL
CONCEPT DESIGN

CLIENT



CONSULTANT

AECOM
1 Tanfield
EDINBURGH, EH3 5DA
+44 (0) 131 301 8600 tel
+44 (0) 131 301 8699 fax
www.aecom.com

NOTES

- ALL WORKS TO BE EXECUTED IN ACCORDANCE WITH THE SPECIFICATION FOR HIGHWAY WORKS - THE MANUAL OF CONTRACT DOCUMENTS FOR HIGHWAY WORKS, DESIGN MANUAL FOR ROADS AND BRIDGES, TRAFFIC SIGNS MANUAL AND LOCAL COUNCIL GUIDELINES.
- ALL DIMENSIONS ARE IN METRES UNLESS STATED OTHERWISE. ALL LEVELS ARE IN METRES AND RELATE TO ORDNANCE DATUM.
- DO NOT SCALE FROM ANY DRAWING. WORK TO FIGURED DIMENSIONS ONLY. ANY DISCREPANCIES IN DIMENSION ARE TO BE REFERRED TO THE DESIGNER BEFORE WORK IS PUT TO HAND.
- ALL DIMENSIONS AND LEVELS ARE TO BE CHECKED ON SITE BY THE CONTRACTOR PRIOR TO PREPARING ANY WORKING DRAWINGS OR COMMENCING ON SITE.
- ALL WORKS BY THE CONTRACTOR MUST BE CARRIED OUT IN SUCH A WAY THAT ALL REQUIREMENTS UNDER THE HEALTH AND SAFETY AT WORK ACT ARE SATISFIED.
- ALL WORK IS TO BE CARRIED OUT IN COMPLIANCE WITH THE REQUIREMENTS OF THE STATUTORY AUTHORITIES AND CONSTRUCTION DESIGN AND MANAGEMENT REGULATIONS.
- DRAWING BASE RECEIVED FROM OTHERS. SURVEY CARRIED OUT BY OTHERS. AECOM CANNOT GUARANTEE THEIR ACCURACY. CONTRACTOR TO SATISFY THEMSELVES AS TO THE ACCURACY OF SUCH INFORMATION.

ISSUE/REVISION

3	20/11/2020	CLIENT COMMENTS
2	28/10/2020	CLIENT COMMENTS
1	09/09/2020	DRAFT ISSUE
I/R	DATE	DESCRIPTION

KEY PLAN

PROJECT NUMBER

60592779

SHEET TITLE

SANDPORT PLACE SHUTTLE
WORKING
VEHICLE TRACKING

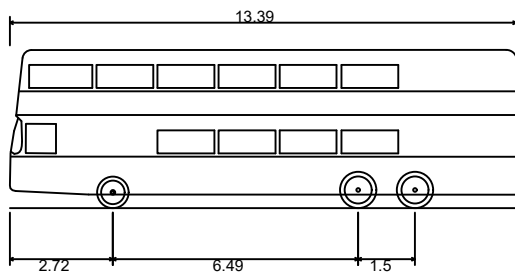
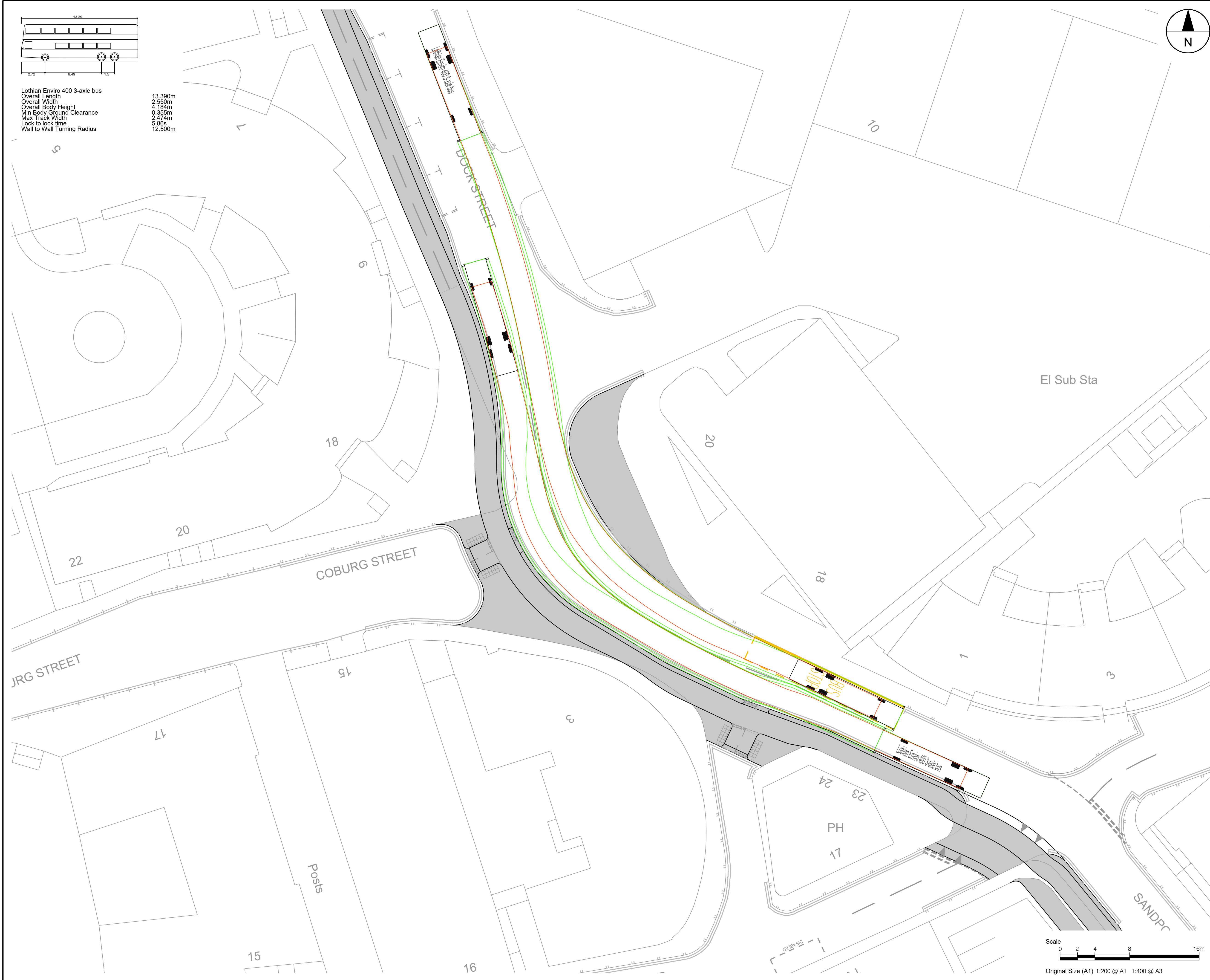
SHEET NUMBER

60592779-SHT-C-2603

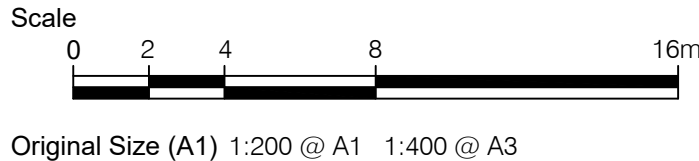
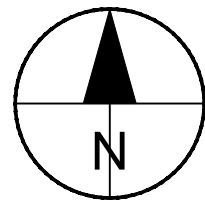
This drawing has been prepared for the use of AECOM's client. It may not be used, modified, reproduced or relied upon by third parties, except as agreed by AECOM or as required by law. AECOM accepts no responsibility, and denies any liability, whatsoever, to any party that uses or relies on this drawing without AECOM's express written consent. Do not scale this document. All measurements must be obtained from the stated dimensions.

Filename: \\UKED4\UKED4\FP02-V1\TP\PROJECTS\TRAFFIC - EDINBURGH TRAM EXTENSION ACTIVE TRAVEL
APPR\AS\A1900_CAD_GIS\910_CAD\2020\SHEET\910\92779-SHT-C-2601-2606.DWG
Last saved by: MILLART Last Plotted: 2020-11-20

Project Management Initials: Designer: AUS Checked: IM Approved: PM ISO A1 594mm x 841mm



Lothian Enviro 400 3-axle bus
Overall Length 13.390m
Overall Width 2.550m
Overall Body Height 4.184m
Min Body Ground Clearance 0.355m
Max Track Width 2.474m
Lock to lock time 5.86s
Wall to Wall Turning Radius 12.500m



This drawing has been prepared for the use of AECOM's client. It may not be used, modified, reproduced or relied upon by third parties, except as agreed by AECOM or as required by law. AECOM accepts no responsibility, and denies any liability whatsoever, to any party that uses or relies on this drawing without AECOM's express written consent. Do not scale this document. All measurements must be obtained from the stated dimensions.



PROJECT

FOOT OF THE WALK
TO OCEAN TERMINAL
CONCEPT DESIGN

CLIENT



CONSULTANT

AECOM
1 Tanfield
EDINBURGH, EH3 5DA
+44 (0) 131 301 8600 tel
+44 (0) 131 301 8699 fax
www.aecom.com

NOTES

1. ALL WORKS TO BE EXECUTED IN ACCORDANCE WITH THE SPECIFICATION FOR HIGHWAY WORKS - THE MANUAL OF CONTRACT DOCUMENTS FOR HIGHWAY WORKS, DESIGN MANUAL FOR ROADS AND BRIDGES, TRAFFIC SIGNS MANUAL AND LOCAL COUNCIL GUIDELINES.
2. ALL DIMENSIONS ARE IN METRES UNLESS STATED OTHERWISE. ALL LEVELS ARE IN METRES AND RELATE TO ORDNANCE DATUM.
3. DO NOT SCALE FROM ANY DRAWING. WORK TO FIGURED DIMENSIONS ONLY. ANY DISCREPANCIES IN DIMENSION ARE TO BE REFERRED TO THE DESIGNER BEFORE WORK IS PUT TO HAND.
4. ALL DIMENSIONS AND LEVELS ARE TO BE CHECKED ON SITE BY THE CONTRACTOR PRIOR TO PREPARING ANY WORKING DRAWINGS OR COMMENCING ON SITE.
5. ALL WORKS BY THE CONTRACTOR MUST BE CARRIED OUT IN SUCH A WAY THAT ALL REQUIREMENTS UNDER THE HEALTH AND SAFETY AT WORK ACT ARE SATISFIED.
6. ALL WORK IS TO BE CARRIED OUT IN COMPLIANCE WITH THE REQUIREMENTS OF THE STATUTORY AUTHORITIES AND CONSTRUCTION DESIGN AND MANAGEMENT REGULATIONS.
7. DRAWING BASE RECEIVED FROM OTHERS, SURVEY CARRIED OUT BY OTHERS, AECOM CANNOT GUARANTEE THEIR ACCURACY. CONTRACTOR TO SATISFY THEMSELVES AS TO THE ACCURACY OF SUCH INFORMATION.

ISSUE/REVISION

I/R	DATE	DESCRIPTION
3	20/11/2020	CLIENT COMMENTS
2	28/10/2020	CLIENT COMMENTS
1	09/09/2020	DRAFT ISSUE

KEY PLAN

PROJECT NUMBER

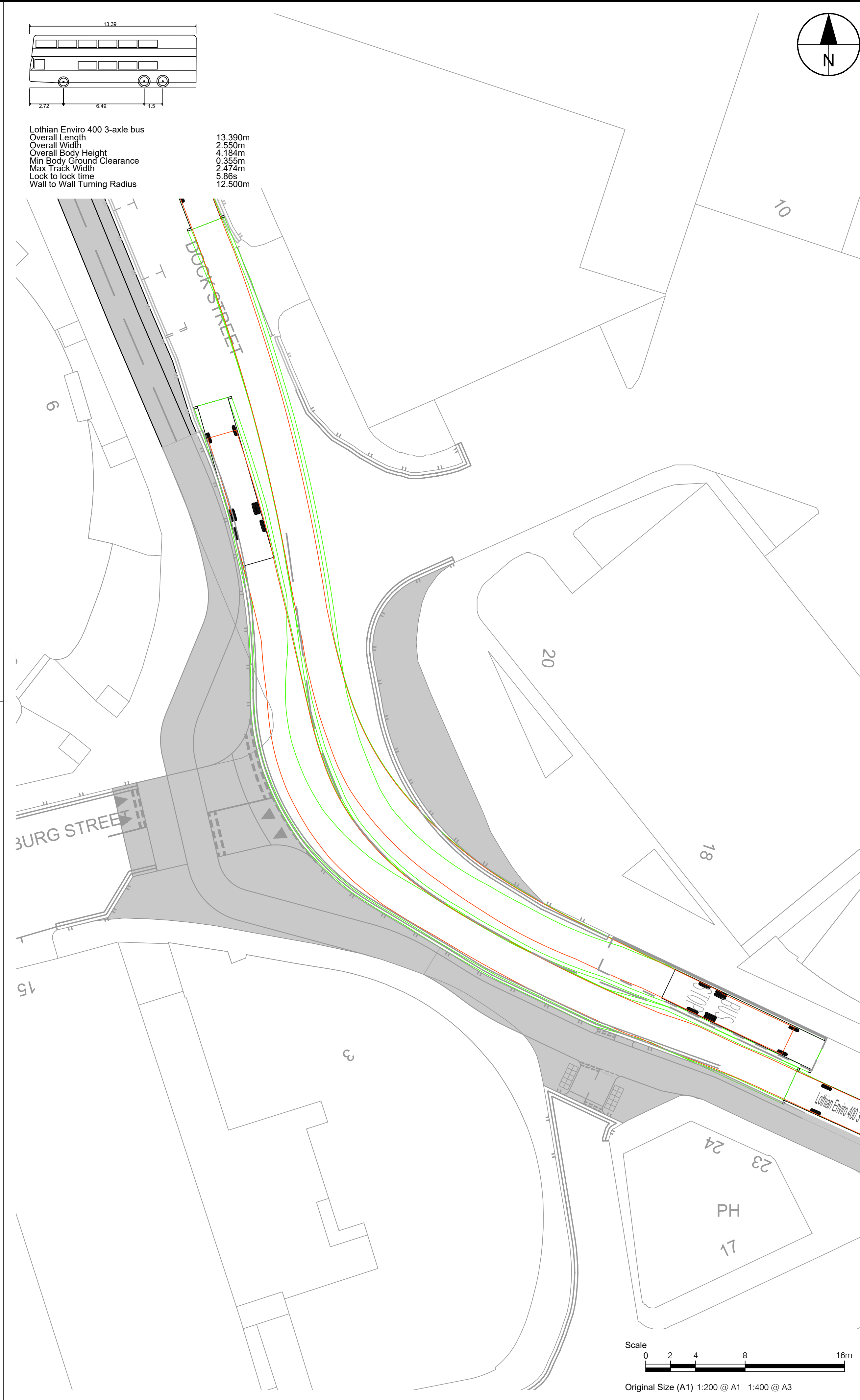
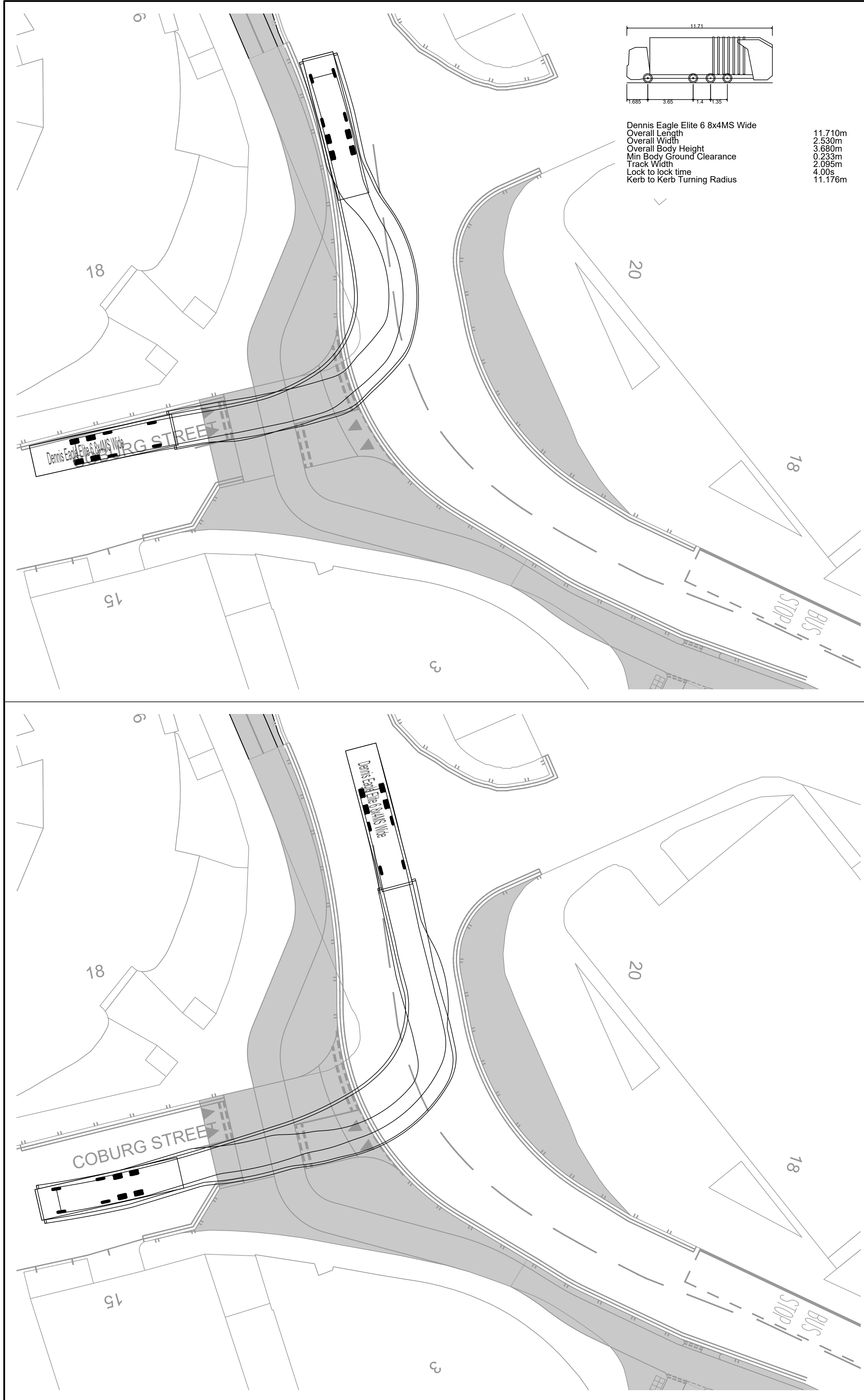
60592779

SHEET TITLE

SANDPORT PLACE / DOCK STREET
VEHICLE TRACKING

SHEET NUMBER

60592779-SHT-C-2604



This drawing has been prepared for the use of AECOM's client. It may not be used, modified, reproduced or relied upon by third parties, except as agreed by AECOM or as required by law. AECOM accepts no responsibility, and denies any liability whatsoever, to any party that uses or relies on this drawing without AECOM's express written consent. Do not scale this document. All measurements must be obtained from the stated dimensions.

AECOM

PROJECT

FOOT OF THE WALK
TO OCEAN TERMINAL
CONCEPT DESIGN

CLIENT

EDINBURGH
THE CITY OF EDINBURGH COUNCIL

CONSULTANT

AECOM
1 Tanfield
EDINBURGH, EH3 5DA
+44 (0) 131 301 8600 tel
+44 (0) 131 301 8699 fax
www.aecom.com

NOTES

1. ALL WORKS TO BE EXECUTED IN ACCORDANCE WITH THE SPECIFICATION FOR HIGHWAY WORKS - THE MANUAL OF CONTRACT DOCUMENTS FOR HIGHWAY WORKS, DESIGN MANUAL FOR ROADS AND BRIDGES, TRAFFIC SIGNS MANUAL AND LOCAL COUNCIL GUIDELINES.
2. ALL DIMENSIONS ARE IN METRES UNLESS STATED OTHERWISE. ALL LEVELS ARE IN METRES AND RELATE TO ORDNANCE DATUM.
3. DO NOT SCALE FROM ANY DRAWING. WORK TO FIGURED DIMENSIONS ONLY. ANY DISCREPANCIES IN DIMENSION ARE TO BE REFERRED TO THE DESIGNER BEFORE WORK IS PUT TO HAND.
4. ALL DIMENSIONS AND LEVELS ARE TO BE CHECKED ON SITE BY THE CONTRACTOR PRIOR TO PREPARING ANY WORKING DRAWINGS OR COMMENCING ON SITE.
5. ALL WORKS BY THE CONTRACTOR MUST BE CARRIED OUT IN SUCH A WAY THAT ALL REQUIREMENTS UNDER THE HEALTH AND SAFETY AT WORK ACT ARE SATISFIED.
6. ALL WORK IS TO BE CARRIED OUT IN COMPLIANCE WITH THE REQUIREMENTS OF THE STATUTORY AUTHORITIES AND CONSTRUCTION DESIGN AND MANAGEMENT REGULATIONS.
7. DRAWING BASE RECEIVED FROM OTHERS. SURVEY CARRIED OUT BY OTHERS. AECOM CANNOT GUARANTEE THEIR ACCURACY. CONTRACTOR TO SATISFY THEMSELVES AS TO THE ACCURACY OF SUCH INFORMATION.

ISSUE/REVISION

I/R	DATE	DESCRIPTION
1	20/11/2020	DRAFT ISSUE

KEY PLAN

PROJECT NUMBER

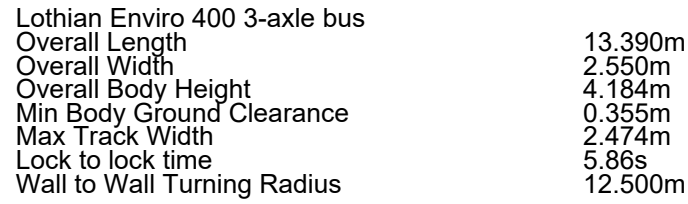
60592779

SHEET TITLE

COBURG STREET / DOCK STREET
VEHICLE TRACKING

SHEET NUMBER

60592779-SHT-C-2605



FOOT OF THE WALK TO OCEAN TERMINAL CONCEPT DESIGN

◆ EDINBURGH ◆
THE CITY OF EDINBURGH COUNCIL

AECOM
1 Tanfield
EDINBURGH, EH3 5DA
+44 (0) 131 301 8600 tel
+44 (0) 131 301 8699 fax
www.aecom.com

1. ALL WORKS TO BE EXECUTED IN ACCORDANCE WITH THE SPECIFICATION FOR HIGHWAY WORKS - THE MANUAL OF CONTRACT DOCUMENTS FOR HIGHWAY WORKS, DESIGN MANUAL FOR ROADS AND BRIDGES, TRAFFIC SIGNS MANUAL AND LOCAL COUNCIL GUIDELINES.
2. ALL DIMENSIONS ARE IN METRES UNLESS STATED OTHERWISE. ALL LEVELS ARE IN METRES AND RELATE TO ORDNANCE DATUM.
3. DO NOT SCALE FROM ANY DRAWING. WORK TO FIGURED DIMENSIONS ONLY. ANY DISCREPANCIES IN DIMENSION ARE TO BE REFERRED TO THE DESIGNER BEFORE WORK IS PUT TO HAND.
4. ALL DIMENSIONS AND LEVELS ARE TO BE CHECKED ON SITE BY THE CONTRACTOR PRIOR TO PREPARING ANY WORKING DRAWINGS OR COMMENCING ON SITE.
5. ALL WORKS BY THE CONTRACTOR MUST BE CARRIED OUT IN SUCH A WAY THAT ALL REQUIREMENTS UNDER THE HEALTH AND SAFETY AT WORK ACT ARE SATISFIED.
6. ALL WORK IS TO BE CARRIED OUT IN COMPLIANCE WITH THE REQUIREMENTS OF THE STATUTORY AUTHORITIES AND CONSTRUCTION DESIGN AND MANAGEMENT REGULATIONS.
7. DRAWING BASE RECEIVED FROM OTHERS, SURVEY CARRIED OUT BY OTHERS. AECOM CANNOT GUARANTEE THEIR ACCURACY. CONTRACTOR TO SATISFY THEMSELVES AS TO THE ACCURACY OF SUCH INFORMATION.

1	20/11/2020	DRAFT ISSUE
I/R	DATE	DESCRIPTION

60592779-SHT-C-2606

