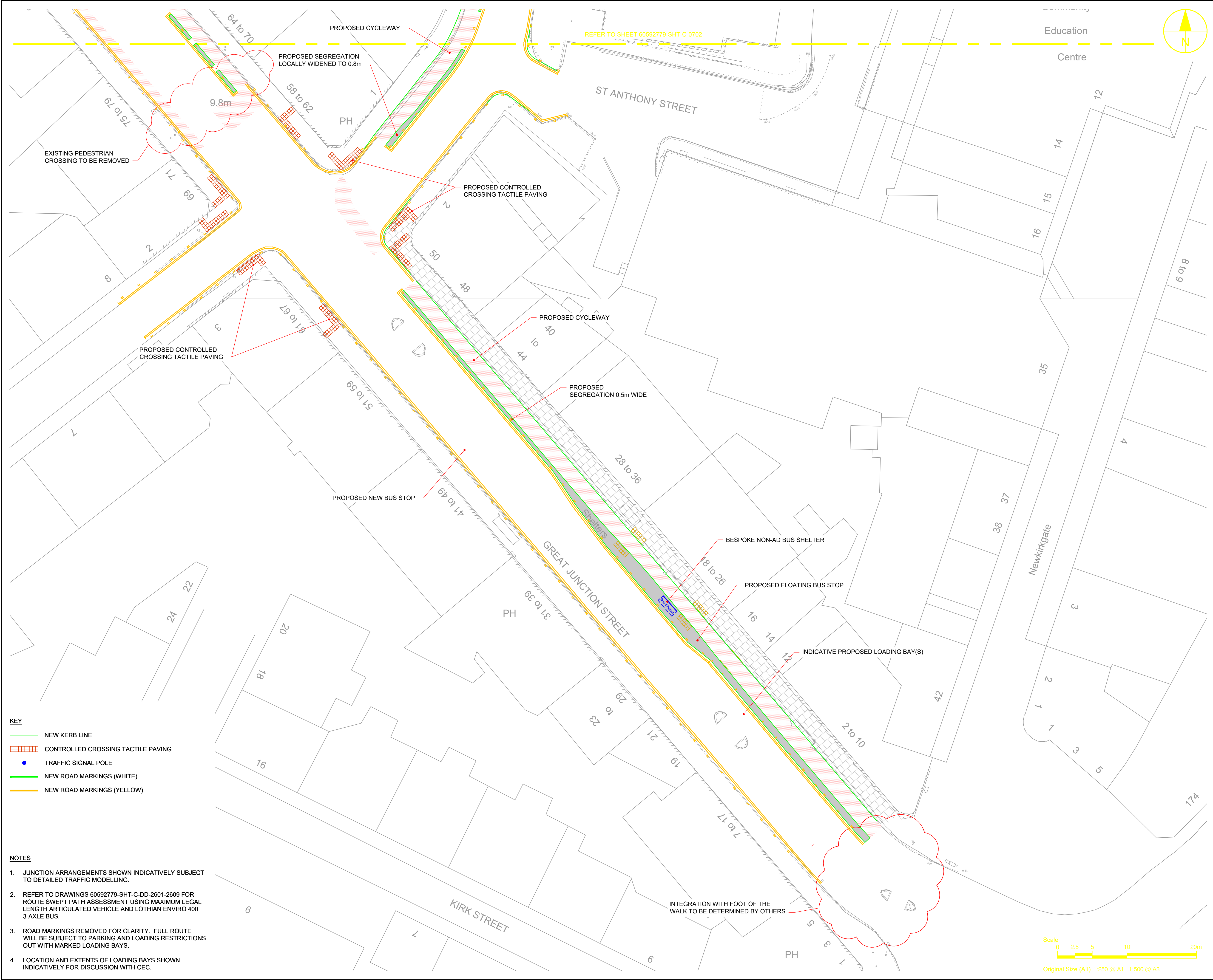


ISO A1 594mm x 841mm
Approved: PM
Checked: PM
Designer: SB
Project Management Initials:

File name: I:\A\AECOM\NET\COM\FS\EMEA\EDINBURGH\UK\ED4\LEGACY\UKED4\PROJECTS\TRAFFIC - EDINBURGH TRAM EXTENSION ACTIVE TRAVEL APPRAISAL\900 CAD GIS\910 CAD\20-SHEET\DESIGN DRAWINGS\60592779-SHT-C-DD-0700\0707 REV.DDWG
Last saved by: STEVENBLACKLAW Last Plotted: 2022-03-24



KEY

- NEW KERB LINE
- CONTROLLED CROSSING TACTILE PAVING
- TRAFFIC SIGNAL POLE
- NEW ROAD MARKINGS (WHITE)
- NEW ROAD MARKINGS (YELLOW)

- NOTES**
- JUNCTION ARRANGEMENTS SHOWN INDICATIVELY SUBJECT TO DETAILED TRAFFIC MODELLING.
 - REFER TO DRAWINGS 60592779-SHT-C-DD-2601-2609 FOR ROUTE SWEEP PATH ASSESSMENT USING MAXIMUM LEGAL LENGTH ARTICULATED VEHICLE AND LOTHIAN ENVIRO 400 3-AXLE BUS.
 - ROAD MARKINGS REMOVED FOR CLARITY. FULL ROUTE WILL BE SUBJECT TO PARKING AND LOADING RESTRICTIONS OUT WITH MARKED LOADING BAYS.
 - LOCATION AND EXTENTS OF LOADING BAYS SHOWN INDICATIVELY FOR DISCUSSION WITH CEC.

This drawing has been prepared for the use of AECOM's client. It may not be used, modified, reproduced or relied upon by third parties, except as agreed by AECOM or as required by law. AECOM accepts no responsibility, and denies any liability, whatsoever, to any party that uses or relies on this drawing without AECOM's express written consent. All measurements must be obtained from the stated dimensions.

PROJECT

FOOT OF THE WALK
TO OCEAN TERMINAL
DEVELOPED DESIGN

CLIENT

THE CITY OF EDINBURGH COUNCIL

CONSULTANT

AECOM
1 Tanfield
EDINBURGH, EH3 5DA
+44 (0) 131 301 8600 tel
+44 (0) 131 301 8699 fax
www.aecom.com

NOTES

- ALL WORKS TO BE EXECUTED IN ACCORDANCE WITH THE SPECIFICATION FOR HIGHWAY WORKS - THE MANUAL OF CONTRACT DOCUMENTS FOR HIGHWAY WORKS, DESIGN MANUAL FOR ROADS AND BRIDGES, TRAFFIC SIGNS MANUAL AND LOCAL COUNCIL GUIDELINES.
- ALL DIMENSIONS ARE IN METRES UNLESS STATED OTHERWISE. ALL LEVELS ARE IN METRES AND RELATE TO ORDNANCE DATUM.
- DO NOT SCALE FROM ANY DRAWING. WORK TO FIGURED DIMENSIONS ONLY. ANY DISCREPANCIES IN DIMENSION ARE TO BE REFERRED TO THE DESIGNER BEFORE WORK IS PUT TO HAND.
- ALL DIMENSIONS AND LEVELS ARE TO BE CHECKED ON SITE BY THE CONTRACTOR PRIOR TO PREPARING ANY WORKING DRAWINGS OR COMMENCING ON SITE.
- ALL WORKS BY THE CONTRACTOR MUST BE CARRIED OUT IN SUCH A WAY THAT ALL REQUIREMENTS UNDER THE HEALTH AND SAFETY AT WORK ACT ARE SATISFIED.
- ALL WORK IS TO BE CARRIED OUT IN COMPLIANCE WITH THE REQUIREMENTS OF THE STATUTORY AUTHORITIES AND CONSTRUCTION DESIGN AND MANAGEMENT REGULATIONS.
- DRAWING BASE RECEIVED FROM OTHERS. SURVEY CARRIED OUT BY OTHERS. AECOM CANNOT GUARANTEE THEIR ACCURACY. CONTRACTOR TO SATISFY THEMSELVES AS TO THE ACCURACY OF SUCH INFORMATION.

ISSUE/REVISION

D	25/01/2022	STAGE 1 TRO
C	15/09/2021	STAKEHOLDER CONSULTATION
B	11/06/2021	DESIGN AMENDMENTS
A	25/05/2021	ISSUED FOR RSA
-	16/03/2021	ISSUED FOR INFORMATION
I/R	DATE	DESCRIPTION

KEY PLAN

PROJECT NUMBER

60592779

SHEET TITLE

GENERAL ARRANGEMENT
SHEET 1 OF 6

SHEET NUMBER

60592779-SHT-C-DD-0701





FOOT OF THE WALK TO OCEAN TERMINAL DEVELOPED DESIGN

CLIENT



CONSULTANT

AECOM
1 Tanfield
EDINBURGH, EH3 5DA
+44 (0) 131 301 8600 tel
+44 (0) 131 301 8699 fax
www.aecom.com

NOTES

1. ALL WORKS TO BE EXECUTED IN ACCORDANCE WITH THE SPECIFICATION FOR HIGHWAY WORKS - THE MANUAL OF CONTRACT DOCUMENTS FOR HIGHWAY WORKS, DESIGN MANUAL FOR ROADS AND BRIDGES, TRAFFIC SIGNS MANUAL AND LOCAL COUNCIL GUIDELINES.
2. ALL DIMENSIONS ARE IN METRES UNLESS STATED OTHERWISE. ALL LEVELS ARE IN METRES AND RELATE TO ORDNANCE DATUM.
3. DO NOT SCALE FROM ANY DRAWING. WORK TO FIGURED DIMENSIONS ONLY. ANY DISCREPANCIES IN DIMENSION ARE TO BE REFERRED TO THE DESIGNER BEFORE WORK IS PUT TO HAND.
4. ALL DIMENSIONS AND LEVELS ARE TO BE CHECKED ON SITE BY THE CONTRACTOR PRIOR TO PREPARING ANY WORKING DRAWINGS OR COMMENCING ON SITE.
5. ALL WORKS BY THE CONTRACTOR MUST BE CARRIED OUT IN SUCH A WAY THAT ALL REQUIREMENTS UNDER THE HEALTH AND SAFETY AT WORK ACT ARE SATISFIED.
6. ALL WORK IS TO BE CARRIED OUT IN COMPLIANCE WITH THE REQUIREMENTS OF THE STATUTORY AUTHORITIES AND CONSTRUCTION DESIGN AND MANAGEMENT REGULATIONS.
7. DRAWING BASE RECEIVED FROM OTHERS, SURVEY CARRIED OUT BY OTHERS. AECOM CANNOT GUARANTEE THEIR ACCURACY. CONTRACTOR TO SATISFY THEMSELVES AS TO THE ACCURACY OF SUCH INFORMATION.

ISSUE/REVISION

D	25/01/2022	STAGE 1 TRO
C	15/09/2021	STAKEHOLDER CONSULTATION
B	11/06/2021	DESIGN AMENDMENTS
A	25/05/2021	ISSUED FOR RSA
-	16/03/2021	ISSUED FOR INFORMATION
I/R	DATE	DESCRIPTION

KEY PLAN

PROJECT NUMBER

60592779

SHEET TITLE

GENERAL ARRANGEMENT
SHEET 3 OF 6

SHEET NUMBER

60592779-SHT-C-DD-0703

File name: I:\AECOM\NET\COM\1\FS\EMEA\EDINBURGH\UK\ED4\LEGACY\UKED4\PROJECTS\TRAFFIC - EDINBURGH TRAM EXTENSION ACTIVE TRAVEL
APPROVAL\900 CAD GIS\910 CAD\20-SHEET\DESIGN DRAWINGS\60592779-SHT-C-DD-0700\0707 REV.D.DWG
Last saved by: STEVEN BLACKLAW Last Plotted: 2022-03-24

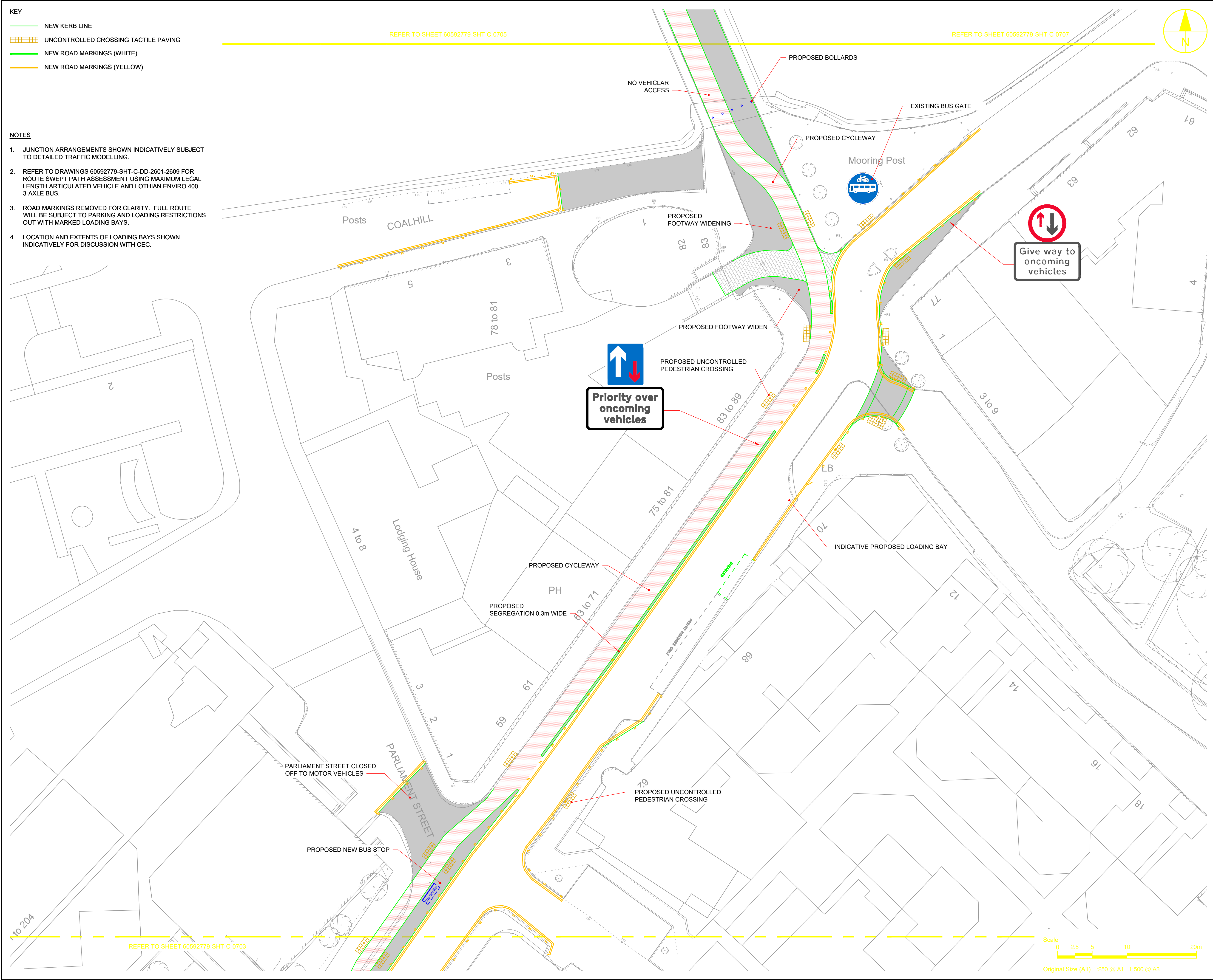
ISO A1 994mm x 841mm

Approved: PM

Checked: PM

Designer: SB

Project Management Initials:



This drawing has been prepared for the use of AECOM's client. It may not be used, modified, reproduced or relied upon by third parties, except as agreed by AECOM or as required by law. AECOM accepts no responsibility, and denies any liability whatsoever, to any party that uses or relies on this drawing without AECOM's express written consent. All measurements must be obtained from the stated dimensions.

AECOM

PROJECT

FOOT OF THE WALK TO OCEAN TERMINAL DEVELOPED DESIGN

CLIENT

EDINBURGH

THE CITY OF EDINBURGH COUNCIL

CONSULTANT

AECOM
1 Tanfield
EDINBURGH, EH3 5DA
+44 (0) 131 301 8600 tel
+44 (0) 131 301 8699 fax
www.aecom.com

NOTES

- ALL WORKS TO BE EXECUTED IN ACCORDANCE WITH THE SPECIFICATION FOR HIGHWAY WORKS - THE MANUAL OF CONTRACT DOCUMENTS FOR HIGHWAY WORKS, DESIGN MANUAL FOR ROADS AND BRIDGES, TRAFFIC SIGNS MANUAL AND LOCAL COUNCIL GUIDELINES.
- ALL DIMENSIONS ARE IN METRES UNLESS STATED OTHERWISE. ALL LEVELS ARE IN METRES AND RELATE TO ORDNANCE DATUM.
- DO NOT SCALE FROM ANY DRAWING. WORK TO FIGURED DIMENSIONS ONLY. ANY DISCREPANCIES IN DIMENSION ARE TO BE REFERRED TO THE DESIGNER BEFORE WORK IS PUT TO HAND.
- ALL DIMENSIONS AND LEVELS ARE TO BE CHECKED ON SITE BY THE CONTRACTOR PRIOR TO PREPARING ANY WORKING DRAWINGS OR COMMENCING ON SITE.
- ALL WORKS BY THE CONTRACTOR MUST BE CARRIED OUT IN SUCH A WAY THAT ALL REQUIREMENTS UNDER THE HEALTH AND SAFETY AT WORK ACT ARE SATISFIED.
- ALL WORK IS TO BE CARRIED OUT IN COMPLIANCE WITH THE REQUIREMENTS OF THE STATUTORY AUTHORITIES AND CONSTRUCTION DESIGN AND MANAGEMENT REGULATIONS.
- DRAWING BASE RECEIVED FROM OTHERS. SURVEY CARRIED OUT BY OTHERS. AECOM CANNOT GUARANTEE THEIR ACCURACY. CONTRACTOR TO SATISFY THEMSELVES AS TO THE ACCURACY OF SUCH INFORMATION.

ISSUE/REVISION

D	25/01/2022	STAGE 1 TRO
C	15/09/2021	STAKEHOLDER CONSULTATION
B	11/06/2021	DESIGN AMENDMENTS
A	25/05/2021	ISSUED FOR RSA
-	16/03/2021	ISSUED FOR INFORMATION
I/R	DATE	DESCRIPTION

KEY PLAN

PROJECT NUMBER

60592779

SHEET TITLE

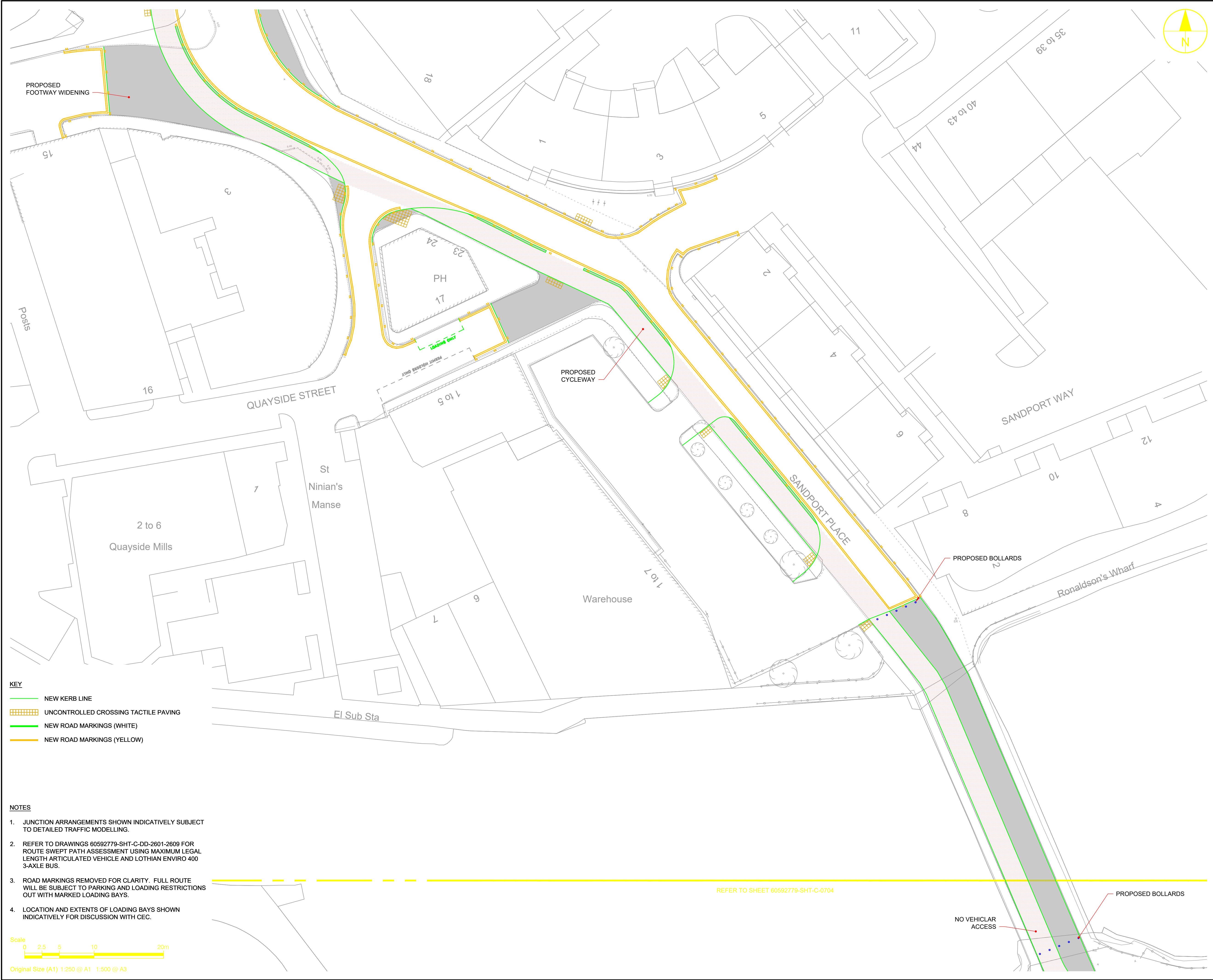
GENERAL ARRANGEMENT
SHEET 4 OF 6

SHEET NUMBER

60592779-SHT-C-DD-0704

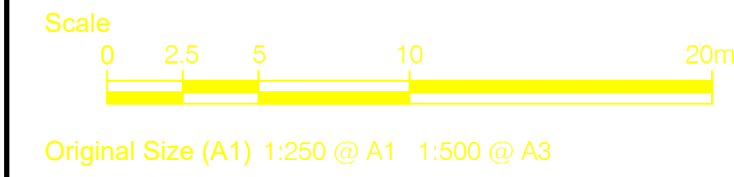
File name: I:\A\AECOM\NET\COM\FS\EDINBURGH\UK\ED4\LEGACY\UKED4\PROJECTS\TRAFFIC - EDINBURGH TRAM EXTENSION ACTIVE TRAVEL
APPROVALS\900 CAD GIS\910 CAD\20\25\EDINBURGH\TRAFFIC\60592779-SHT-C-DD-0700\0707 REV.DDWG
Last saved by: STEVENBLACKLAW Last Plotted: 2022-03-24

ISO A1 594mm x 841mm
Approved: PM
Checked: PM
Designer: SB
Project Management Initials:



- KEY**
- NEW KERB LINE
 - UNCONTROLLED CROSSING TACTILE PAVING
 - NEW ROAD MARKINGS (WHITE)
 - NEW ROAD MARKINGS (YELLOW)

- NOTES**
- JUNCTION ARRANGEMENTS SHOWN INDICATIVELY SUBJECT TO DETAILED TRAFFIC MODELLING.
 - REFER TO DRAWINGS 60592779-SHT-C-DD-2601-2609 FOR ROUTE SWEEP PATH ASSESSMENT USING MAXIMUM LEGAL LENGTH ARTICULATED VEHICLE AND LOTHIAN ENVIRO 400 3-AXLE BUS.
 - ROAD MARKINGS REMOVED FOR CLARITY. FULL ROUTE WILL BE SUBJECT TO PARKING AND LOADING RESTRICTIONS OUT WITH MARKED LOADING BAYS.
 - LOCATION AND EXTENTS OF LOADING BAYS SHOWN INDICATIVELY FOR DISCUSSION WITH CEC.



This drawing has been prepared for the use of AECOM's client. It may not be used, modified, reproduced or relied upon by third parties, except as agreed by AECOM or as required by law. AECOM accepts no responsibility, and denies any liability, whatsoever, to any party that uses or relies on this drawing without AECOM's express written consent. Do not scale this document. All measurements must be obtained from the stated dimensions.



PROJECT

FOOT OF THE WALK
TO OCEAN TERMINAL
DEVELOPED DESIGN

CLIENT



CONSULTANT

AECOM
1 Tanfield
EDINBURGH, EH3 5DA
+44 (0) 131 301 8600 tel
+44 (0) 131 301 8699 fax
www.aecom.com

NOTES

- ALL WORKS TO BE EXECUTED IN ACCORDANCE WITH THE SPECIFICATION FOR HIGHWAY WORKS - THE MANUAL OF CONTRACT DOCUMENTS FOR HIGHWAY WORKS, DESIGN MANUAL FOR ROADS AND BRIDGES, TRAFFIC SIGNS MANUAL AND LOCAL COUNCIL GUIDELINES.
- ALL DIMENSIONS ARE IN METRES UNLESS STATED OTHERWISE. ALL LEVELS ARE IN METRES AND RELATE TO ORDNANCE DATUM.
- DO NOT SCALE FROM ANY DRAWING. WORK TO FIGURED DIMENSIONS ONLY. ANY DISCREPANCIES IN DIMENSION ARE TO BE REFERRED TO THE DESIGNER BEFORE WORK IS PUT TO HAND.
- ALL DIMENSIONS AND LEVELS ARE TO BE CHECKED ON SITE BY THE CONTRACTOR PRIOR TO PREPARING ANY WORKING DRAWINGS OR COMMENCING ON SITE.
- ALL WORKS BY THE CONTRACTOR MUST BE CARRIED OUT IN SUCH A WAY THAT ALL REQUIREMENTS UNDER THE HEALTH AND SAFETY AT WORK ACT ARE SATISFIED.
- ALL WORK IS TO BE CARRIED OUT IN COMPLIANCE WITH THE REQUIREMENTS OF THE STATUTORY AUTHORITIES AND CONSTRUCTION DESIGN AND MANAGEMENT REGULATIONS.
- DRAWING BASE RECEIVED FROM OTHERS. SURVEY CARRIED OUT BY OTHERS. AECOM CANNOT GUARANTEE THEIR ACCURACY. CONTRACTOR TO SATISFY THEMSELVES AS TO THE ACCURACY OF SUCH INFORMATION.

ISSUE/REVISION

D	25/01/2022	STAGE 1 TRO
C	15/09/2021	STAKEHOLDER CONSULTATION
B	11/06/2021	DESIGN AMENDMENTS
A	25/05/2021	ISSUED FOR RSA
-	16/03/2021	ISSUED FOR INFORMATION
I/R	DATE	DESCRIPTION

KEY PLAN

PROJECT NUMBER

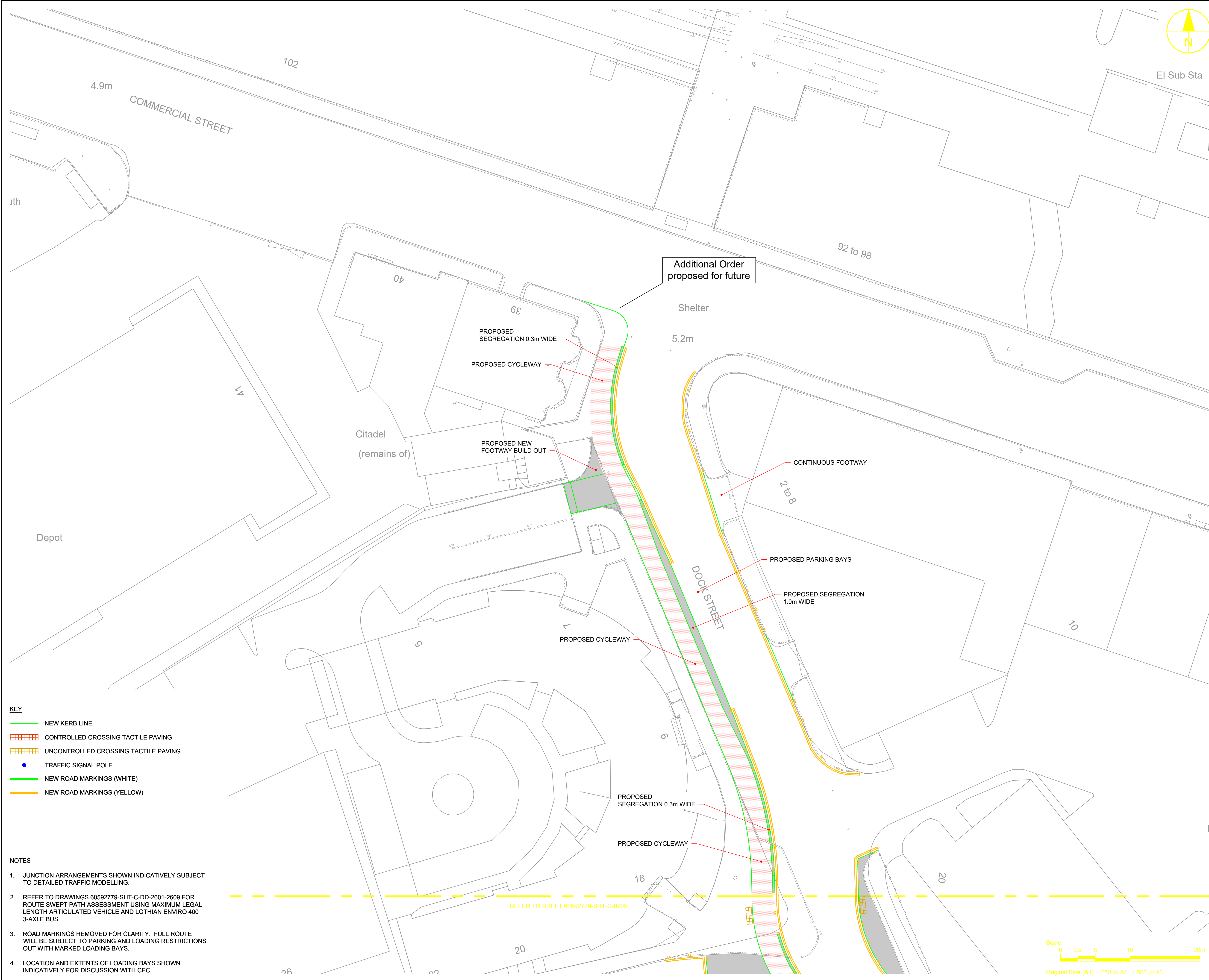
60592779

SHEET TITLE

GENERAL ARRANGEMENT
SHEET 5 OF 6

SHEET NUMBER

60592779-SHT-C-DD-0705



PROJECT

FOOT OF THE WALK TO OCEAN TERMINAL DEVELOPED DESIGN

CLIENT



CONSULTANT

AECOM
1 Tanfield
EDINBURGH, EH3 5DA
+44 (0) 131 301 8600 tel
+44 (0) 131 301 8699 fax
www.aecom.com

NOTES

1. ALL WORKS TO BE EXECUTED IN ACCORDANCE WITH THE SPECIFICATION FOR HIGHWAY WORKS - THE MANUAL OF CONTRACT DOCUMENTS FOR HIGHWAY WORKS, DESIGN MANUAL FOR ROADS AND BRIDGES, TRAFFIC SIGNS MANUAL AND LOCAL COUNCIL GUIDELINES.
2. ALL DIMENSIONS ARE IN METRES UNLESS STATED OTHERWISE. ALL LEVELS ARE IN METRES AND RELATE TO ORDNANCE DATUM.
3. DO NOT SCALE FROM ANY DRAWING. WORK TO FIGURED DIMENSIONS ONLY. ANY DISCREPANCIES IN DIMENSION ARE TO BE REFERRED TO THE DESIGNER BEFORE WORK IS PUT TO HAND.
4. ALL DIMENSIONS AND LEVELS ARE TO BE CHECKED ON SITE BY THE CONTRACTOR PRIOR TO PREPARING ANY WORKING DRAWINGS OR COMMENCING ON SITE.
5. ALL WORKS BY THE CONTRACTOR MUST BE CARRIED OUT IN SUCH A WAY THAT ALL REQUIREMENTS UNDER THE HEALTH AND SAFETY AT WORK ACT ARE SATISFIED.
6. ALL WORK IS TO BE CARRIED OUT IN COMPLIANCE WITH THE REQUIREMENTS OF THE STATUTORY AUTHORITIES AND CONSTRUCTION DESIGN AND MANAGEMENT REGULATIONS.
7. DRAWING BASE RECEIVED FROM OTHERS, SURVEY CARRIED OUT BY OTHERS. AECOM CANNOT GUARANTEE THEIR ACCURACY. CONTRACTOR TO SATISFY THEMSELVES AS TO THE ACCURACY OF SUCH INFORMATION.

ISSUE/REVISION

D	25/01/2022	STAGE 1 TRO
C	15/09/2021	STAKEHOLDER CONSULTATION
B	11/06/2021	DESIGN AMENDMENTS
A	25/05/2021	ISSUED FOR RSA
-	16/03/2021	ISSUED FOR INFORMATION
I/R	DATE	DESCRIPTION

KEY PLAN

PROJECT NUMBER

60592779

SHEET TITLE

GENERAL ARRANGEMENT
SHEET 6 OF 6

SHEET NUMBER

60592779-SHT-C-DD-0706